BZW2 Antibody / eIF5-mimic protein 1 (RQ6603)

Catalog No.	Formulation	Size
RQ6603	0.5mg/ml if reconstituted with 0.2ml sterile DI water	100 ug

Bulk quote request

Availability	1-3 business days
Species Reactivity	Human, Mouse, Rat
Format	Antigen affinity purified
Host	Rabbit
Clonality	Polyclonal (rabbit origin)
Isotype	Rabbit IgG
Purity	Antigen affinity purified
Buffer	Lyophilized from 1X PBS with 2% Trehalose
UniProt	Q9Y6E2
Localization	Cytoplasmic
Applications	Western blot: 1-2ug/ml Immunohistochemistry (FFPE): 2-5ug/ml Flow cytometry: 1-3ug/million cells Direct ELISA: 0.1-0.5ug/ml
Limitations	This BZW2 antibody is available for research use only.

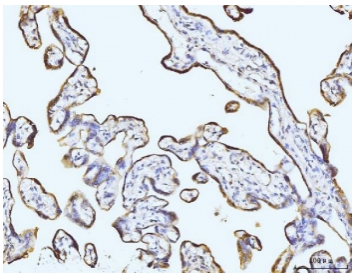

IHC staining of FFPE human placental tissue with BZW2 antibody. HIER: boil tissue sections in pH8 EDTA for 20 min and allow to cool before testing.

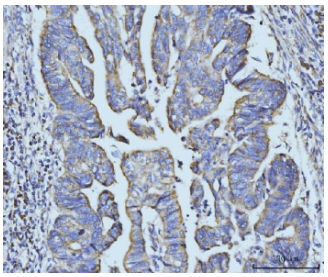

IHC staining of FFPE human gastric adenocarcinoma tissue with BZW2 antibody. HIER: boil tissue sections in pH8 EDTA for 20 min and allow to cool before testing.

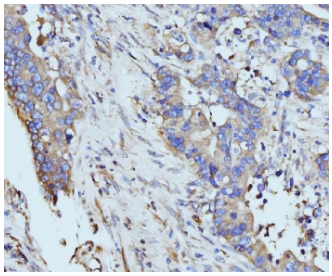

IHC staining of FFPE human appendiceal adenocarcinoma tissue with BZW2 antibody. HIER: boil tissue sections in pH8 EDTA for 20 min and allow to cool before testing.

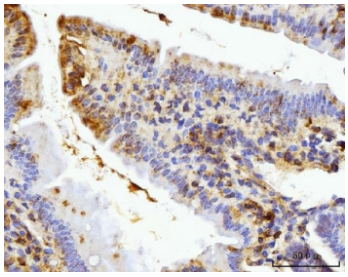

IHC staining of FFPE mouse colon tissue with BZW2 antibody. HIER: boil tissue sections in pH8 EDTA for 20 min and allow to cool before testing.

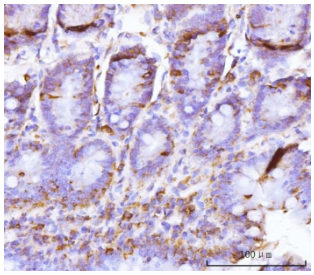

IHC staining of FFPE rat colon tissue with BZW2 antibody. HIER: boil tissue sections in pH8 EDTA for 20 min and allow to cool before testing.

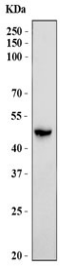

Western blot testing of human K562 cell lysate with BZW2 antibody. Predicted molecular weight ~48 kDa.

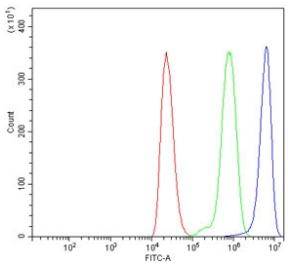

Flow cytometry testing of human ThP-1 cells with BZW2 antibody at 1ug/million cells (blocked with goat sera); Red=cells alone, Green=isotype control, Blue= BZW2 antibody.

Description

Basic Leucine Zipper and W2 Domain-Containing Protein 2 is a protein that is encoded by the BZW2 gene. BZW2, also known as HSPC028 or MSTP017, is a 419 amino acid protein that contains one W2 domain and is thought to be involved in neuronal differentiation. The gene encoding BZW2 maps to human chromosome 7. Chromosome 7 houses over 1,000 genes and comprises nearly 5% of the human genome. Defects in some of the genes localized to chromosome 7 have been linked to Osteogenesis imperfecta, Pendred syndrome, Lissencephaly, Citrullinemia and Shwachman-Diamond syndrome. The deletion of a portion of the q arm of chromosome 7 is associated with Williams-Beuren syndrome, a condition characterized by mild mental retardation, an unusual comfort and friendliness with strangers and an elfin appearance. Deletions of portions of the q arm of chromosome 7 are also seen in a number of myeloid disorders, including cases of acute myelogenous leukemia and myelodysplasia.

Application Notes

Optimal dilution of the BZW2 antibody should be determined by the researcher.

Immunogen

Recombinant human protein (amino acids E21-A292) was used as the immunogen for the BZW2 antibody.

Storage

After reconstitution, the BZW2 antibody can be stored for up to one month at 4oC. For long-term, aliquot and store at -20oC. Avoid repeated freezing and thawing.

Copyright © NSJ Bioreagents. All rights reserved.