


Bid Antibody (F42702)

Catalog No.	Formulation	Size
F42702-0.4ML	In 1X PBS, pH 7.4, with 0.09% sodium azide	0.4 ml
F42702-0.08ML	In 1X PBS, pH 7.4, with 0.09% sodium azide	0.08 ml

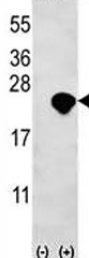
Bulk quote request

Availability	1-3 business days
Species Reactivity	Human, Mouse
Format	Purified
Host	Rabbit
Clonality	Polyclonal (rabbit origin)
Isotype	Rabbit Ig
Purity	Purified
UniProt	P55957
Localization	Cytoplasmic
Applications	Western Blot : 1:1000 IHC (Paraffin) : 1:50-1:100
Limitations	This Bid antibody is available for research use only.



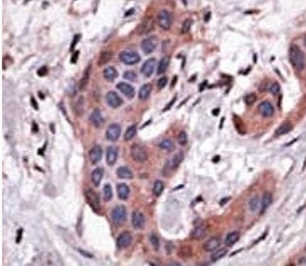
130
95
72
55
36
28
17

Western blot analysis of Bid antibody and mouse lung tissue lysate. Predicted molecular weight ~22 kDa.

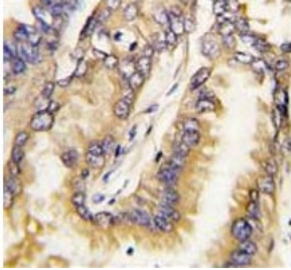


55
36
28
17
11
(-) (+)

Western blot analysis of Bid antibody and 293 cell lysate (2 ug/lane) either nontransfected (Lane 1) or transiently transfected (2) with the Bid gene.



IHC analysis of FFPE human breast carcinoma tissue stained with the Bid antibody



IHC analysis of FFPE human lung carcinoma tissue stained with Bid antibody

Description

The major proteolytic product p15 BID allows the release of cytochrome c (By similarity). Isoform 1, isoform 2 and isoform 4 induce ICE-like proteases and apoptosis. Isoform 3 does not induce apoptosis. Counters the protective effect of Bcl-2. [UniProt]

Application Notes

Titration of the Bid antibody may be required due to differences in protocols and secondary/substrate sensitivity.

Immunogen

A portion of amino acids 68-103 from the human protein (BH3 domain) was used as the immunogen for this Bid antibody.

Storage

Aliquot the Bid antibody and store frozen at -20oC or colder. Avoid repeated freeze-thaw cycles.