


## Aquaporin 6 Antibody (R31204)

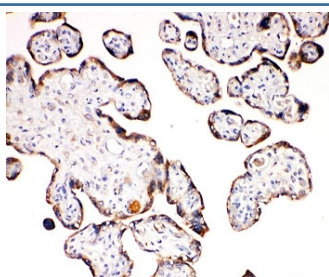
Catalog No.	Formulation	Size
R31204	0.5mg/ml if reconstituted with 0.2ml sterile DI water	100 ug

**Bulk quote request**

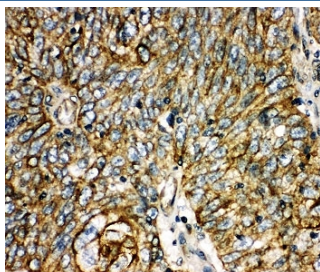
<b>Availability</b>	1-3 business days
<b>Species Reactivity</b>	Human
<b>Format</b>	Antigen affinity purified
<b>Clonality</b>	Polyclonal (rabbit origin)
<b>Isotype</b>	Rabbit IgG
<b>Purity</b>	Antigen affinity
<b>Buffer</b>	Lyophilized from 1X PBS with 2.5% BSA and 0.025% sodium azide/thimerosal
<b>UniProt</b>	Q13520
<b>Localization</b>	Cytoplasmic, membranous
<b>Applications</b>	Western Blot : 0.5-1ug/ml IHC (FFPE) : 0.5-1ug/ml
<b>Limitations</b>	This Aquaporin 6 antibody is available for research use only.



Western blot testing of Aquaporin 6 antibody and Lane 1: U87; 2: COLO320; 3: MCF-7 cell lysate



IHC-P: Aquaporin 6 antibody testing of human placenta tissue



IHC-P: Aquaporin 6 antibody testing of human lung cancer tissue

## Description

Aquaporin 6 is a protein in humans that is encoded by the AQP6 gene. The aquaporins (AQPs) are a family of water-transporting proteins that facilitate osmotically driven water movement across cell plasma membranes. Unlike other aquaporins, AQP6 functions not as a water channel but as an anion-selective channel. Single-channel analyses have shown AQP6 to flicker rapidly between closed and open status.

## Application Notes

The stated application concentrations are suggested starting amounts. Titration of the Aquaporin 6 antibody may be required due to differences in protocols and secondary/substrate sensitivity.

## Immunogen

An amino acid sequence from the C-terminus of human Aquaporin 6 (EPLKKESQPGSGAVEMESV) was used as the immunogen for this Aquaporin 6 antibody.

## Storage

After reconstitution, the Aquaporin 6 antibody can be stored for up to one month at 4°C. For long-term, aliquot and store at -20°C. Avoid repeated freezing and thawing.