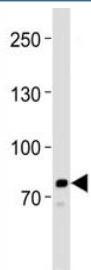


Anti-PCSK9 Antibody (F50318)


Catalog No.	Formulation	Size
F50318-0.4ML	In 1X PBS, pH 7.4, with 0.09% sodium azide	0.4 ml
F50318-0.08ML	In 1X PBS, pH 7.4, with 0.09% sodium azide	0.08 ml

[Bulk quote request](#)

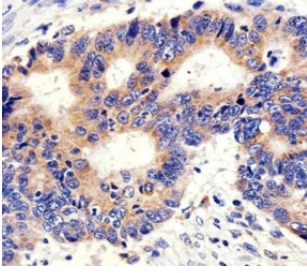
Availability	1-3 business days
Species Reactivity	Human
Format	Purified
Host	Rabbit
Clonality	Polyclonal (rabbit origin)
Isotype	Rabbit Ig
Purity	Purified
UniProt	Q8NBP7
Applications	Western Blot : 1:1000 IHC (Paraffin) : 1:10-1:100 Flow Cytometry : 1:10-1:50
Limitations	This anti-PCSK9 antibody is available for research use only.



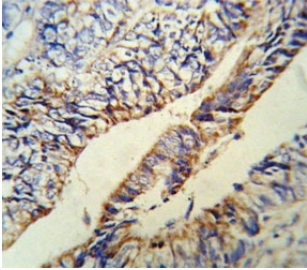
Western blot analysis of lysate from HeLa cell line using anti-PCSK9 antibody at 1:1000. Predicted size: Pro/mature ~74/64 kDa



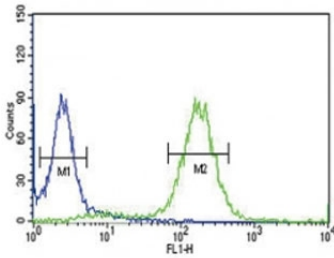
Western blot analysis of lysate from HepG2 cell line using anti-PCSK9 antibody at 1:1000. Predicted size: Pro/mature ~74/64 kDa



IHC analysis of FFPE human colon carcinoma section using anti-PCSK9 antibody; Ab was diluted at 1:100.



Anti-PCSK9 antibody IHC analysis in formalin fixed and paraffin embedded human colon carcinoma.



Anti-PCSK9 antibody flow cytometric analysis of HeLa cells (right histogram) compared to a negative control (left histogram). FITC-conjugated goat-anti-rabbit secondary Ab was used for the analysis.

Description

PCSK9 is a proprotein convertase belonging to the proteinase K subfamily of the secretory subtilase family. This protein is synthesized as a soluble zymogen that undergoes autocatalytic intramolecular processing in the endoplasmic reticulum. The protein may function as a proprotein convertase. The protein plays a role in cholesterol homeostasis and may have a role in the differentiation of cortical neurons.

Application Notes

The stated application concentrations are suggested starting points. Titration of the anti-PCSK9 antibody may be required due to differences in protocols and secondary/substrate sensitivity.

Immunogen

A portion of amino acids 479-508 from the human protein was used as the immunogen for this anti-PCSK9 antibody.

Storage

Store at 4°C for up to one month. For long term, aliquot the anti-PCSK9 antibody and store frozen at -20°C or colder. Avoid repeated freeze-thaw cycles.

