


Anti-CD45 Antibody (R30674)

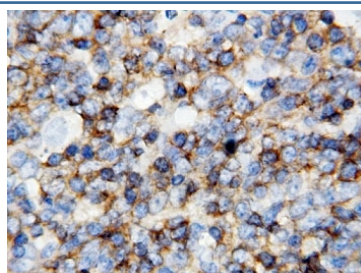
Catalog No.	Formulation	Size
R30674	0.5mg/ml if reconstituted with 0.2ml sterile DI water	100 ug

Bulk quote request

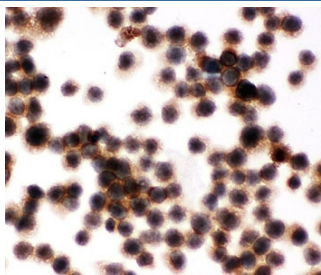
Availability	1-3 business days
Species Reactivity	Human
Format	Antigen affinity purified
Host	Rabbit
Clonality	Polyclonal (rabbit origin)
Isotype	Rabbit IgG
Purity	Antigen affinity
Buffer	Lyophilized from 1X PBS with 2.5% BSA and 0.025% sodium azide/thimerosal
UniProt	P08575
Applications	Western Blot : 0.5-1ug/ml IHC (FFPE) : 0.5-1ug/ml Immunocytochemistry : 0.5-1ug/ml
Limitations	This anti-CD45 antibody is available for research use only.



Western blot testing of anti-CD45 antibody and Lane 1: Jurkat; 2: CEM; Expected molecular weight: ~147/180-220 kDa (unmodified/glycosylated).



IHC-P: anti-CD45 antibody testing of human tonsil tissue



ICC testing of Jurkat cells

Description

Cluster of Differentiation 45, also known as PTPRC, is an enzyme that, in humans, is encoded by the PTPRC gene. It is a member of the protein tyrosine phosphatase (PTP) family. CD45 is a major high molecular mass leukocyte cell surface molecule which is also an integral membrane protein tyrosine phosphatase. Targeted disruption of the gene leads to enhanced cytokine and interferon receptor-mediated activation of JAKs and STAT proteins. In vitro, CD45 directly dephosphorylates and binds to JAKs. Functionally, it negatively regulates interleukin-3-mediated cellular proliferation, erythropoietin-dependent hematopoiesis, and antiviral responses in vitro and in vivo. It has been best studied in T cells, where it determines T cell receptor signaling thresholds. CD45 is moved into or out of the immunological synapse (IS) membrane microdomain depending on the relative influence of interaction with the extracellular galectin lattice or the intracellular actin cytoskeleton. Galectin interaction can be finetuned by varying usage of the heavily O-glycosylated spliced regions and sialylation of N-linked carbohydrates.

Application Notes

The stated application concentrations are suggested starting amounts. Titration of the anti-CD45 antibody may be required due to differences in protocols and secondary/substrate sensitivity.

Immunogen

Amino acids 1209-1227 (MVSTFEQYQFLYDVIASTY-human) were used as the immunogen for this anti-CD45 antibody.

Storage

After reconstitution, the anti-CD45 antibody can be stored for up to one month at 4°C. For long-term, aliquot and store at -20°C. Avoid repeated freezing and thawing.