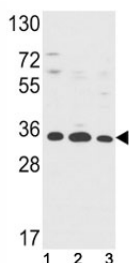


Annexin V Antibody (F49706)

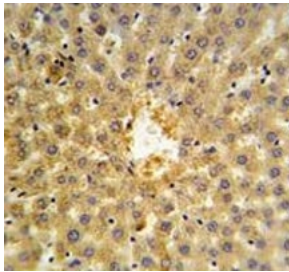
Catalog No.	Formulation	Size
F49706-0.4ML	In 1X PBS, pH 7.4, with 0.09% sodium azide	0.4 ml
F49706-0.08ML	In 1X PBS, pH 7.4, with 0.09% sodium azide	0.08 ml

[Bulk quote request](#)

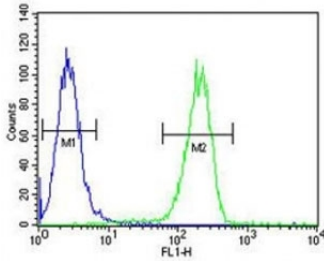
Availability	1-3 business days
Species Reactivity	Human
Predicted Reactivity	Bovine, Primate
Format	Purified
Host	Rabbit
Clonality	Polyclonal (rabbit origin)
Isotype	Rabbit Ig
Purity	Purified
UniProt	P08758
Applications	Western Blot : 1:1000 IHC (Paraffin) : 1:50-1:100 Flow Cytometry : 1:10-1:50
Limitations	This Annexin V antibody is available for research use only.



Western blot analysis of Annexin V antibody and (1) HepG2, (2) A2058, (3) T47D lysate. Predicted molecular weight ~36 kDa.



Annexin V antibody IHC analysis in formalin fixed and paraffin embedded human hepatocarcinoma.



Annexin V antibody flow cytometric analysis of A2058 cells (green) compared to a [negative control](#) (blue). FITC-conjugated goat-anti-rabbit secondary Ab was used for the analysis.

Description

Annexin 5 belongs to the annexin family of calcium-dependent phospholipid binding proteins some of which have been implicated in membrane-related events along exocytotic and endocytotic pathways. Annexin 5 is a phospholipase A2 and protein kinase C inhibitory protein with calcium channel activity and a potential role in cellular signal transduction, inflammation, growth and differentiation. Annexin 5 has also been described as placental anticoagulant protein I, vascular anticoagulant-alpha, endonexin II, lipocortin V, placental protein 4 and anchorin CII.

Application Notes

Titration of the Annexin V antibody may be required due to differences in protocols and secondary/substrate sensitivity.

Immunogen

A portion of amino acids 1-30 from the human protein was used as the immunogen for this Annexin V antibody.

Storage

Aliquot the Annexin V antibody and store frozen at -20oC or colder. Avoid repeated freeze-thaw cycles.