


## AMPK beta 1 Antibody (PRKAB1) (F50060)

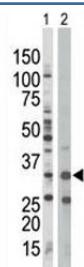
Catalog No.	Formulation	Size
F50060-0.4ML	In 1X PBS, pH 7.4, with 0.09% sodium azide	0.4 ml
F50060-0.08ML	In 1X PBS, pH 7.4, with 0.09% sodium azide	0.08 ml

[Bulk quote request](#)

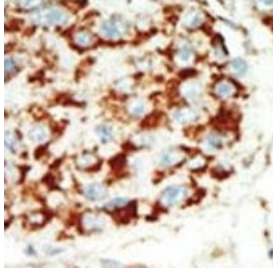
<b>Availability</b>	1-3 business days
<b>Species Reactivity</b>	Human, Mouse
<b>Predicted Reactivity</b>	Rat
<b>Format</b>	Purified
<b>Host</b>	Rabbit
<b>Clonality</b>	Polyclonal (rabbit origin)
<b>Isotype</b>	Rabbit Ig
<b>Purity</b>	Purified
<b>UniProt</b>	Q9Y478
<b>Applications</b>	Western Blot : 1:1000 IHC (Paraffin) : 1:50-1:100
<b>Limitations</b>	This AMPK beta 1 antibody is available for research use only.



Western blot analysis of AMPK beta 1 antibody and mouse heart lysate. Expected molecular weight ~30 kDa.



AMPK beta 1 antibody used in western blot to detect PRKAB1 in Jurkat cell lysate (Lane 1) and mouse spleen tissue lysate (2).



IHC analysis of FFPE human hepatocarcinoma tissue stained with the AMPK beta 1 antibody

## Description

The protein encoded by this gene is a regulatory subunit of the AMP-activated protein kinase (AMPK). AMPK is a heterotrimer consisting of an alpha catalytic subunit, and non-catalytic beta and gamma subunits. AMPK is an important energy-sensing enzyme that monitors cellular energy status. In response to cellular metabolic stresses, AMPK is activated, and thus phosphorylates and inactivates acetyl-CoA carboxylase (ACC) and beta-hydroxy beta-methylglutaryl-CoA reductase (HMGCR), key enzymes involved in regulating de novo biosynthesis of fatty acid and cholesterol. This subunit may be a positive regulator of AMPK activity. The myristoylation and phosphorylation of this subunit have been shown to affect the enzyme activity and cellular localization of AMPK. This subunit may also serve as an adaptor molecule mediating the association of the AMPK complex.

## Application Notes

Titration of the AMPK beta 1 antibody may be required due to differences in protocols and secondary/substrate sensitivity.

## Immunogen

A portion of amino acids 4-34 from the human protein was used as the immunogen for this AMPK beta 1 antibody.

## Storage

Aliquot the AMPK beta 1 antibody and store frozen at -20°C or colder. Avoid repeated freeze-thaw cycles.