


## Akt2 Antibody (F43351)

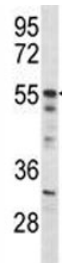
Catalog No.	Formulation	Size
F43351-0.4ML	In 1X PBS, pH 7.4, with 0.09% sodium azide	0.4 ml
F43351-0.08ML	In 1X PBS, pH 7.4, with 0.09% sodium azide	0.08 ml

[Bulk quote request](#)

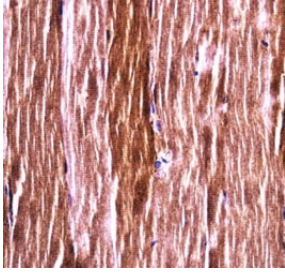
<b>Availability</b>	1-3 business days
<b>Species Reactivity</b>	Human, Mouse
<b>Predicted Reactivity</b>	Rat
<b>Format</b>	Antigen affinity purified
<b>Host</b>	Rabbit
<b>Clonality</b>	Polyclonal (rabbit origin)
<b>Isotype</b>	Rabbit Ig
<b>Purity</b>	Antigen affinity
<b>UniProt</b>	Q60823
<b>Applications</b>	Western Blot : 1:1000 IHC (Paraffin) : 1:10-1:50
<b>Limitations</b>	This Akt2 antibody is available for research use only.



Akt2 antibody western blot analysis in MCF-7 lysate. Predicted molecular weight: ~56kDa.



Akt2 antibody western blot analysis in mouse NIH3T3 lysate. Predicted molecular weight: ~56kDa.



Akt2 antibody immunohistochemistry analysis in formalin fixed and paraffin embedded mouse skeletal muscle.

## Description

General protein kinase capable of phosphorylating several known proteins.

## Application Notes

Titration of the Akt2 antibody may be required due to differences in protocols and secondary/substrate sensitivity.

## Immunogen

A portion of amino acids 93-122 from the mouse protein was used as the immunogen for this Akt2 antibody.

## Storage

Aliquot the Akt2 antibody and store frozen at -20oC or colder. Avoid repeated freeze-thaw cycles.