Adenylyl cyclase 8 Antibody / ADCY8 [clone ADCY8/7574] (V5272)

Catalog No.	Formulation	Size
V5272-100UG	0.2 mg/ml in 1X PBS with 0.1 mg/ml BSA (US sourced), 0.05% sodium azide	100 ug
V5272-20UG	0.2 mg/ml in 1X PBS with 0.1 mg/ml BSA (US sourced), 0.05% sodium azide	20 ug
V5272SAF-100UG	1 mg/ml in 1X PBS; BSA free, sodium azide free	100 ug

Bulk quote request

Availability	1-3 business days
Species Reactivity	Human
Format	Purified
Host	Mouse
Clonality	Monoclonal (mouse origin)
Isotype	Mouse IgG2, kappa
Clone Name	ADCY8/7574
Purity	Protein A/G affinity
UniProt	P40145
Localization	Cell surface, Cytoplasm
Applications	Immunohistochemistry (FFPE): 1-2ug/ml for 30 min at RT
Limitations	This Adenylyl cyclase 8 antibody is available for research use only.

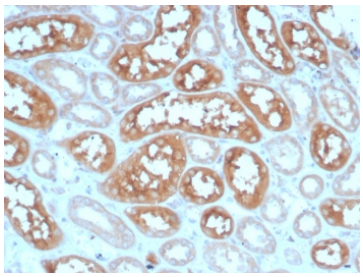

IHC staining of FFPE human kidney tissue with Adenylyl cyclase 8 antibody (clone ADCY8/7574). HIER: boil tissue sections in pH 9 10mM Tris with 1mM EDTA for 20 min and allow to cool before testing.

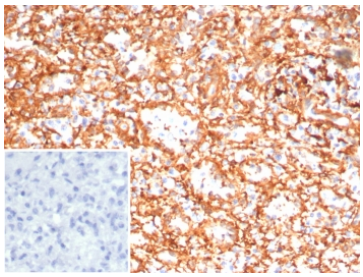

IHC staining of FFPE human spleen tissue with Adenylyl cyclase 8 antibody (clone ADCY8/7574). HIER: boil tissue sections in pH 9 10mM Tris with 1mM EDTA for 20 min and allow to cool before testing.

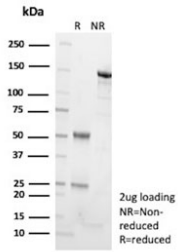

SDS-PAGE analysis of purified, BSA-free Adenylyl cyclase 8 antibody (clone ADCY8/7574) as confirmation of integrity and purity.

Description

Adenylyl cyclase 8 catalyzes the formation of cAMP in response to calcium entry leadings to cAMP signaling activation that affect processes such as synaptic plasticity and insulin secretion. [UniProt]

Application Notes

Optimal dilution of the Adenylyl cyclase 8 antibody should be determined by the researcher.

Immunogen

A recombinant partial protein sequence (within amino acids 1-200) from the human protein was used as the immunogen for the Adenylyl cyclase 8 antibody.

Storage

Aliquot the Adenylyl cyclase 8 antibody and store frozen at -20oC or colder. Avoid repeated freeze-thaw cycles.

Ordering: Phone: 858.663.9055 | Fax: 1.267.821.0800 | Email: info@nsjbio.com
Copyright © NSJ Bioreagents. All rights reserved.