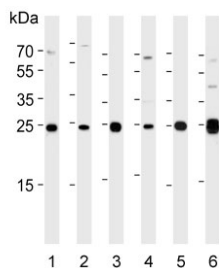


Adenylate kinase 4 Antibody / AK4 (F54385)

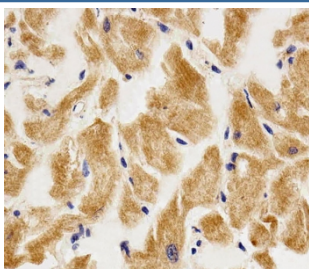
Catalog No.	Formulation	Size
F54385-0.4ML	In 1X PBS, pH 7.4, with 0.09% sodium azide	0.4 ml
F54385-0.08ML	In 1X PBS, pH 7.4, with 0.09% sodium azide	0.08 ml

[Bulk quote request](#)

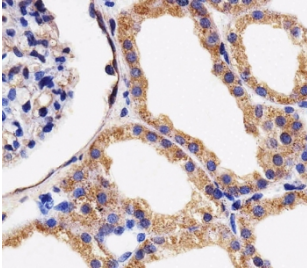
Availability	1-3 business days
Species Reactivity	Human, Mouse
Format	Purified
Clonality	Polyclonal (rabbit origin)
Isotype	Rabbit Ig
Purity	Antigen affinity purified
UniProt	P27144
Localization	Cytoplasmic
Applications	Immunofluorescence : 1:25 Immunohistochemistry (FFPE) : 1:25 Western Blot : 1:500-1:2000
Limitations	This Adenylate kinase 4 antibody is available for research use only.



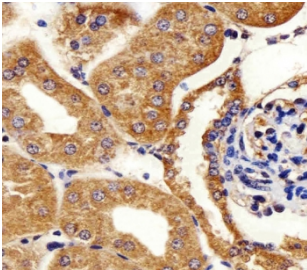
Western blot testing of human 1) A431, 2) HeLa, 3) HepG2, 4) MCF7, 5) Raji and 6) mouse kidney lysate with Adenylate kinase 4 antibody. Predicted molecular weight ~25 kDa.



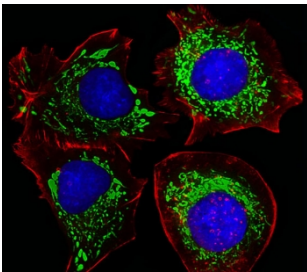
IHC testing of FFPE human heart tissue with Adenylate kinase 4 antibody. HIER: steam section in pH6 citrate buffer for 20 min and allow to cool prior to staining.



IHC testing of FFPE human kidney tissue with Adenylate kinase 4 antibody. HIER: steam section in pH6 citrate buffer for 20 min and allow to cool prior to staining.



IHC testing of FFPE mouse kidney tissue with Adenylate kinase 4 antibody. HIER: steam section in pH6 citrate buffer for 20 min and allow to cool prior to staining.



Immunofluorescent staining of fixed and permeabilized human HepG2 cells with Adenylate kinase 4 antibody (green), DAPI nuclear stain (blue) and anti-Actin (red).

Description

Involved in maintaining the homeostasis of cellular nucleotides by catalyzing the interconversion of nucleoside phosphates. Efficiently phosphorylates AMP and dAMP using ATP as phosphate donor, but phosphorylates only AMP when using GTP as phosphate donor. Also displays broad nucleoside diphosphate kinase activity.

Application Notes

The stated application concentrations are suggested starting points. Titration of the Adenylate kinase 4 antibody may be required due to differences in protocols and secondary/substrate sensitivity.

Immunogen

A portion of amino acids 119-153 from the human protein was used as the immunogen for the Adenylate kinase 4 antibody.

Storage

Aliquot the Adenylate kinase 4 antibody and store frozen at -20oC or colder. Avoid repeated freeze-thaw cycles.

