


## ACSBG2 Antibody / BGR (F55044)

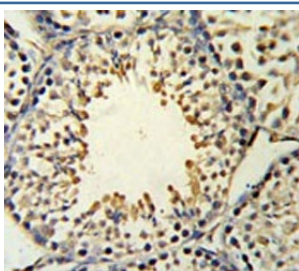
Catalog No.	Formulation	Size
F55044-0.4ML	In 1X PBS, pH 7.4, with 0.09% sodium azide	0.4 ml
F55044-0.08ML	In 1X PBS, pH 7.4, with 0.09% sodium azide	0.08 ml

[Bulk quote request](#)

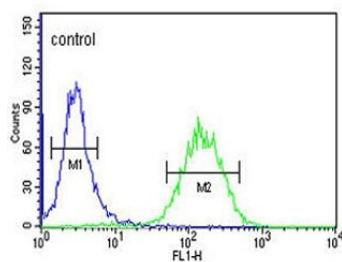
<b>Availability</b>	1-3 business days
<b>Species Reactivity</b>	Human
<b>Format</b>	Purified
<b>Clonality</b>	Polyclonal (rabbit origin)
<b>Isotype</b>	Rabbit Ig
<b>Purity</b>	Antigen affinity purified
<b>UniProt</b>	Q5FVE4
<b>Localization</b>	Cytoplasmic
<b>Applications</b>	Flow Cytometry : 1:10-1:50 (1x10e6 cells) Immunohistochemistry (FFPE) : 1:50-1:100 Western Blot : 1:500-1:1000
<b>Limitations</b>	This ACSBG2 antibody is available for research use only.



Western blot testing of human K562 cell lysate with ACSBG2 antibody. Expected molecular weight: 75-80 kDa.



IHC testing of FFPE mouse testis tissue with ACSBG2 antibody. HIER: steam section in pH6 citrate buffer for 20 min and allow to cool prior to staining.



Flow cytometry testing of human K562 cells with ACSBG2 antibody; Blue=isotype control, Green= ACSBG2 antibody.

## Description

Acyl-CoA synthetase bubblegum family member 2 / Bubblegum-related protein catalyzes the conversion of fatty acids such as long chain and very long-chain fatty acids to their active form acyl-CoAs for both synthesis of cellular lipids, and degradation via beta-oxidation. [UniProt]

## Application Notes

The stated application concentrations are suggested starting points. Titration of the ACSBG2 antibody may be required due to differences in protocols and secondary/substrate sensitivity.

## Immunogen

A portion of amino acids 237-265 from the human protein was used as the immunogen for the ACSBG2 antibody.

## Storage

Aliquot the ACSBG2 antibody and store frozen at -20oC or colder. Avoid repeated freeze-thaw cycles.