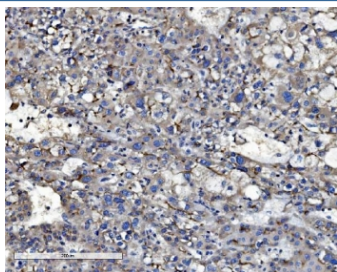


ABCB1 Antibody / P Glycoprotein / MDR1 (RQ6309)


Catalog No.	Formulation	Size
RQ6309	0.5mg/ml if reconstituted with 0.2ml sterile DI water	100 ug

Bulk quote request

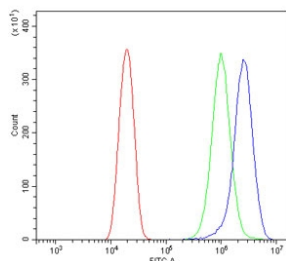
Availability	1-3 business days
Species Reactivity	Human, Mouse, Rat
Format	Purified
Host	Rabbit
Clonality	Polyclonal (rabbit origin)
Isotype	Rabbit IgG
Purity	Antigen affinity purified
Buffer	Lyophilized from 1X PBS with 2% Trehalose
UniProt	P08183
Applications	Western Blot : 0.5-1ug/ml Immunohistochemistry (FFPE) : 2-5ug/ml Flow Cytometry : 1-3ug/million cells Direct ELISA : 0.1-0.5ug/ml
Limitations	This ABCB1 antibody is available for research use only.



IHC staining of FFPE human liver cancer with ABCB1 antibody. HIER: boil tissue sections in pH8 EDTA for 20 min and allow to cool before testing.



Western blot testing of 1) rat PC-12 and 2) mouse liver lysate with ABCB1 antibody. Expected molecular weight: 141-180 kDa depending on glycosylation level.



Flow cytometry testing of human U-2 OS cells with ABCB1 antibody at 1ug/million cells (blocked with goat sera); Red=cells alone, Green=isotype control, Blue= ABCB1 antibody.

Description

P-GP, also called ABCB1, MDR1 and PGP1, is a glycoprotein that in humans is encoded by the ABCB1 gene. It is mapped to 7q21.12. P-GP is a well-characterized ABC-transporter (which transports a wide variety of substrates across extra- and intracellular membranes) of the MDR/TAP subfamily. It is an important protein of the cell membrane that pumps many foreign substances out of cells. More formally, it is an ATP-dependent drug efflux pump with broad substrate specificity. P-GP is an ATP-dependent drug efflux pump for xenobiotic compounds with broad substrate specificity. It is responsible for decreased drug accumulation in multidrug-resistant cells and often mediates the development of resistance to anticancer drugs. This protein also functions as a transporter in the blood-brain barrier.

Application Notes

Optimal dilution of the ABCB1 antibody should be determined by the researcher.

Immunogen

Recombinant human protein (amino acids R669-Y710) was used as the immunogen for the ABCB1 antibody.

Storage

After reconstitution, the ABCB1 antibody can be stored for up to one month at 4°C. For long-term, aliquot and store at -20°C. Avoid repeated freezing and thawing.