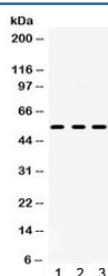


## 5HT2AR Antibody (R32043)

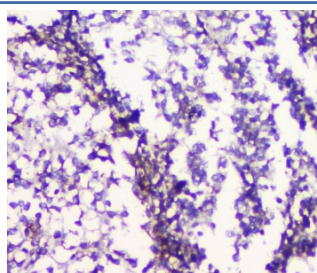
Catalog No.	Formulation	Size
R32043	0.5mg/ml if reconstituted with 0.2ml sterile DI water	100 ug

**Bulk quote request**

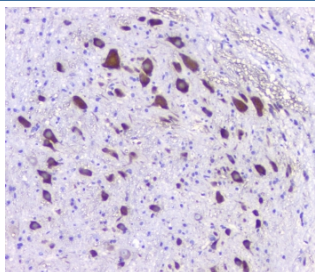
<b>Availability</b>	1-3 business days
<b>Species Reactivity</b>	Human, Rat
<b>Format</b>	Antigen affinity purified
<b>Host</b>	Rabbit
<b>Clonality</b>	Polyclonal (rabbit origin)
<b>Isotype</b>	Rabbit IgG
<b>Purity</b>	Antigen affinity
<b>Buffer</b>	Lyophilized from 1X PBS with 2.5% BSA and 0.025% sodium azide
<b>UniProt</b>	P28223
<b>Applications</b>	Western Blot : 0.1-0.5ug/ml IHC (FFPE) : 1-2ug/ml
<b>Limitations</b>	This 5HT2AR antibody is available for research use only.



Western blot testing of 1) rat brain, 2) rat testis and 3) human U-87 MG lysate with 5HT2AR antibody. Predicted/observed molecular weight ~53 kDa.



IHC staining of FFPE human glioma with 5HT2AR antibody at 1ug/ml. HIER: boil tissue sections in pH6, 10mM citrate buffer, for 10-20 min followed by cooling at RT for 20 min.



IHC staining of FFPE rat brain with 5HT2AR antibody at 1ug/ml. HIER: boil tissue sections in pH6, 10mM citrate buffer, for 10-20 min followed by cooling at RT for 20 min.

## Description

The mammalian HTR2A (5-HT<sub>2A</sub> receptor) is a subtype of the 5-HT<sub>2</sub> receptor that belongs to the serotonin receptor family and is a G protein-coupled receptor (GPCR). This is the main excitatory receptor subtype among the GPCRs for serotonin (5-HT), although 5-HT<sub>2A</sub> may also have an inhibitory effect on certain areas such as the visual cortex and the orbit frontal cortex. This receptor was given importance first as the target of psychedelic drugs like LSD. Later it came back to prominence because it was also found to be mediating, at least partly, the action of many antipsychotic drugs, especially the atypical ones. 5-HT<sub>2A</sub> also happens to be a necessary receptor for the spread of the human polyoma virus called JC virus. Sparkes et al. (1991) concluded that the gene is located on 13q14-q21 in man and on chromosome 14 in the mouse.

## Application Notes

Optimal dilution of the 5HT2AR antibody should be determined by the researcher.

## Immunogen

Amino acids KENKKPLQLILVNTIPALAYKSSQLQMGQKKN of human 5HT2A Receptor were used as the immunogen for the 5HT2AR antibody.

## Storage

After reconstitution, the 5HT2AR antibody can be stored for up to one month at 4°C. For long-term, aliquot and store at -20°C. Avoid repeated freezing and thawing.