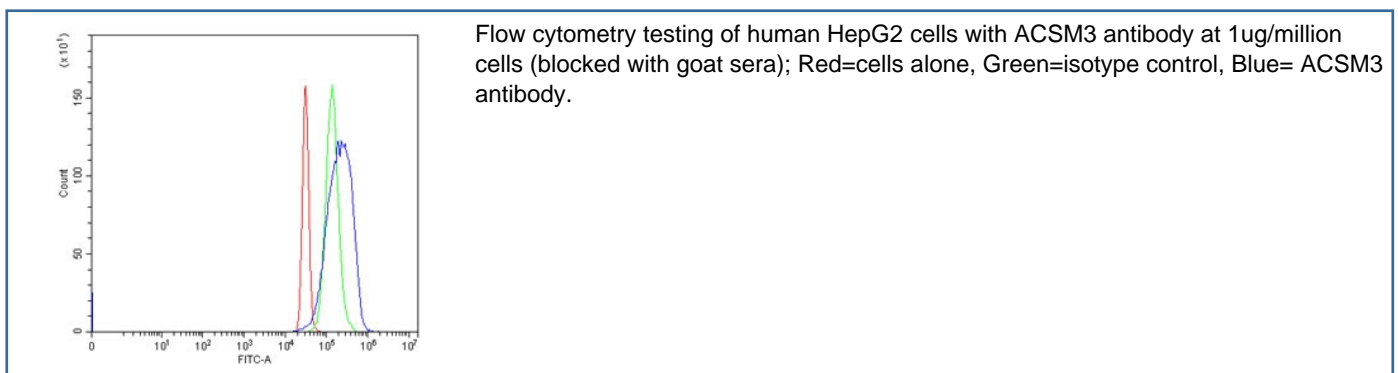


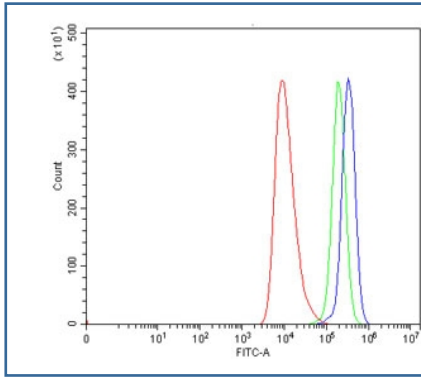
# ACSM3 Antibody / Acyl-CoA synthetase medium-chain 3 (RQ7476)

Catalog No.	Formulation	Size
RQ7476	0.5mg/ml if reconstituted with 0.2ml sterile DI water	100 ug


## Bulk quote request

<b>Availability</b>	1-3 business days
<b>Species Reactivity</b>	Human
<b>Format</b>	Antigen affinity purified
<b>Clonality</b>	Polyclonal (rabbit origin)
<b>Isotype</b>	Rabbit IgG
<b>Purity</b>	Antigen affinity purified
<b>Buffer</b>	Lyophilized from 1X PBS with 2% Trehalose
<b>UniProt</b>	Q53FZ2
<b>Applications</b>	Western blot : 0.5-1ug/ml Flow cytometry : 1-3ug/million cells Direct ELISA : 0.1-0.5ug/ml
<b>Limitations</b>	This ACSM3 antibody is available for research use only.





Flow cytometry testing of human HEL cells with ACSM3 antibody at 1ug/million cells (blocked with goat sera); Red=cells alone, Green=isotype control, Blue= ACSM3 antibody.



Western blot testing of human HEL cell lysate with ACSM3 antibody. Predicted molecular weight ~66 kDa.

## Description

Acyl-coenzyme A synthetase ACSM3, mitochondrial is an enzyme that in humans is encoded by the ACSM3 gene. Enables butyrate-CoA ligase activity. Predicted to be involved in acyl-CoA metabolic process and fatty acid biosynthetic process. Located in mitochondrion. Implicated in IgA glomerulonephritis. Biomarker of ulcerative colitis.

## Application Notes

Optimal dilution of the ACSM3 antibody should be determined by the researcher.

## Immunogen

E. coli-derived recombinant human protein (amino acids D182-D468) was used as the immunogen for the ACSM3 antibody.

## Storage

After reconstitution, the ACSM3 antibody can be stored for up to one month at 4oC. For long-term, aliquot and store at -20oC. Avoid repeated freezing and thawing.