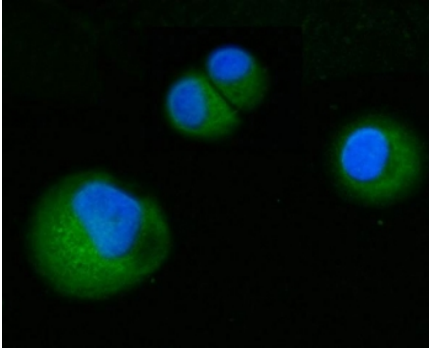


Amiloride binding protein 1 Antibody / ABP1 / AOC1 (RQ6936)

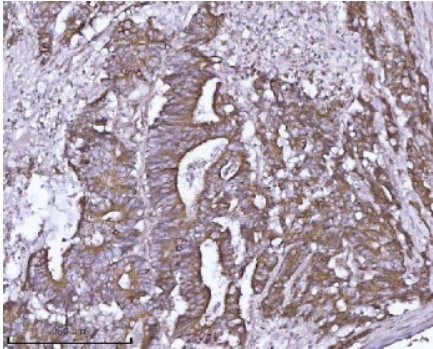
Catalog No.	Formulation	Size
RQ6936	0.5mg/ml if reconstituted with 0.2ml sterile DI water	100 ug

Bulk quote request

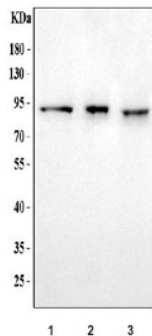
Availability	1-3 business days
Species Reactivity	Human, Monkey
Format	Antigen affinity purified
Clonality	Polyclonal (rabbit origin)
Isotype	Rabbit IgG
Purity	Antigen affinity purified
Buffer	Lyophilized from 1X PBS with 2% Trehalose
UniProt	P19801
Localization	Cytoplasmic, membranous
Applications	Western blot : 0.5-1 ug/ml Immunohistochemistry (FFPE) : 2-5ug/ml Immunofluorescence : 5ug/ml Flow cytometry : 1-3ug/million cells Direct ELISA : 0.1-0.5ug/ml
Limitations	This Amiloride binding protein 1 antibody is available for research use only.



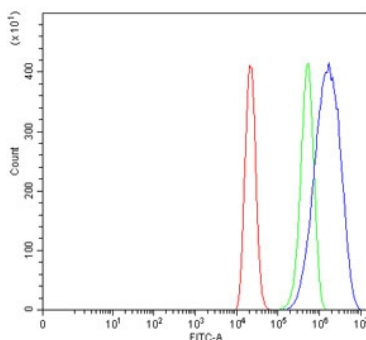
Immunofluorescent staining of FFPE human T-47D cells with Amiloride binding protein 1 antibody (green) and DAPI nuclear stain (blue). HIER: steam section in pH6 citrate buffer for 20 min.



IHC staining of FFPE human colorectal adenocarcinoma tissue with Amiloride binding protein 1 antibody. HIER: boil tissue sections in pH8 EDTA for 20 min and allow to cool before testing.



Western blot testing of 1) human 293T, 2) human HK-2 and 3) monkey COS-7 cell lysate with Amiloride binding protein 1 antibody. Predicted molecular weight ~85 kDa.



Flow cytometry testing of human ThP-1 cells with Amiloride binding protein 1 antibody at 1ug/million cells (blocked with goat sera); Red=cells alone, Green=isotype control, Blue= Amiloride binding protein 1 antibody.

Description

This gene encodes a metal-binding membrane glycoprotein that oxidatively deaminates putrescine, histamine, and related compounds. The encoded protein is inhibited by amiloride, a diuretic that acts by closing epithelial sodium ion channels. Alternatively spliced transcript variants encoding multiple isoforms have been observed for this gene.

Catalyzes the degradation of compounds such as putrescine, histamine, spermine, and spermidine, substances involved in allergic and immune responses, cell proliferation, tissue differentiation, tumor formation, and possibly apoptosis. Placental DAO is thought to play a role in the regulation of the female reproductive function.

Application Notes

Optimal dilution of the Amiloride binding protein 1 antibody should be determined by the researcher.

Immunogen

Recombinant human protein (amino acids S140-R180) was used as the immunogen for the Amiloride binding protein 1 antibody.

Storage

After reconstitution, the Amiloride binding protein 1 antibody can be stored for up to one month at 4°C. For long-term, aliquot and store at -20°C. Avoid repeated freezing and thawing.