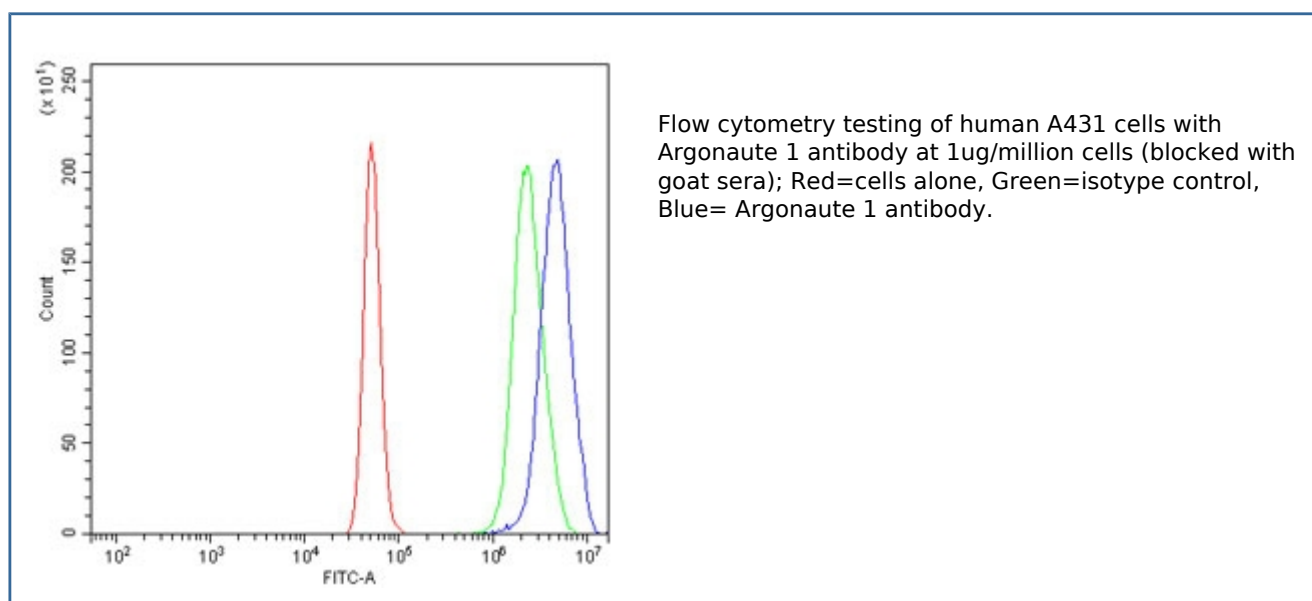


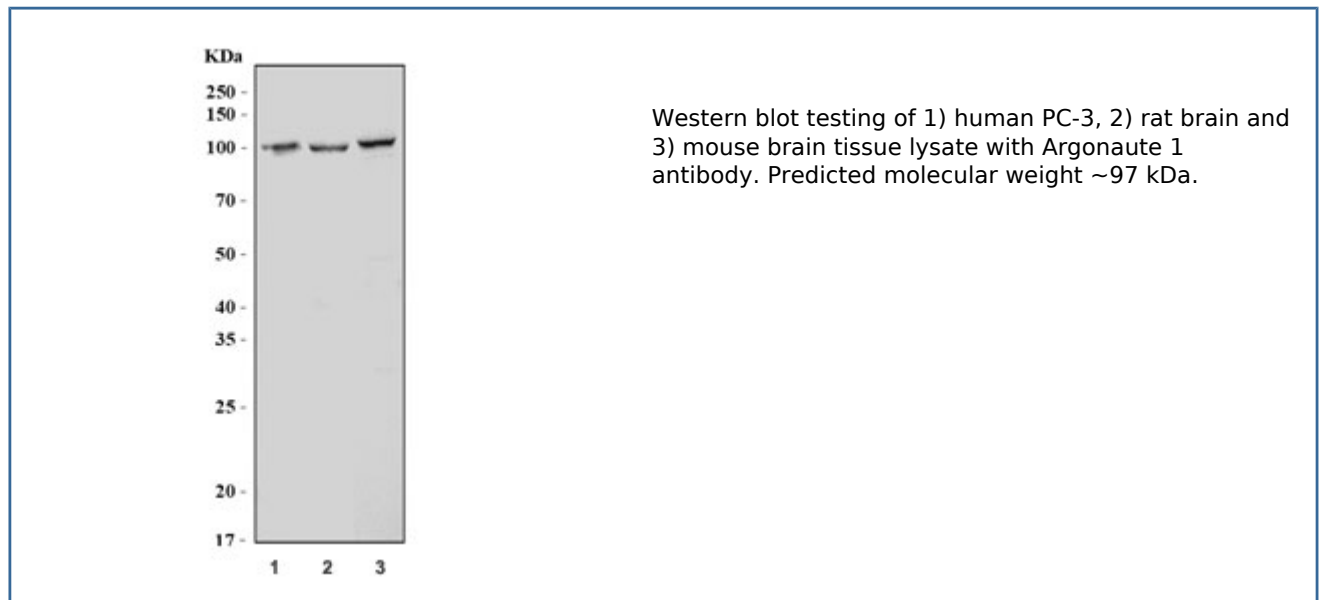
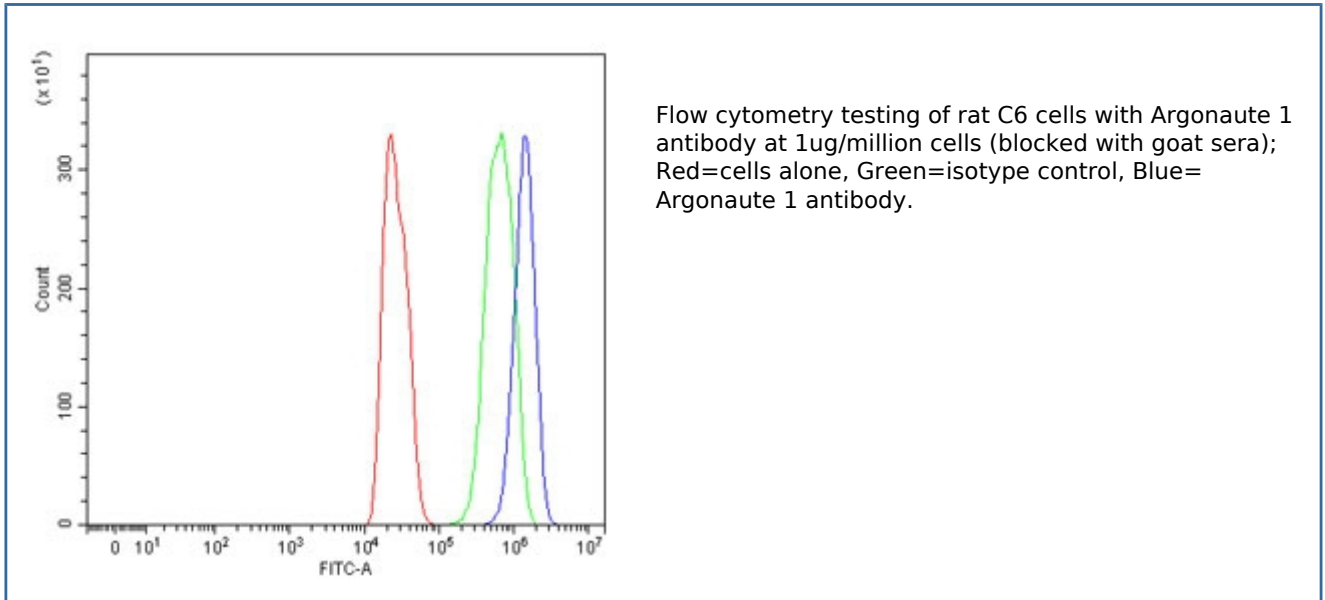
Argonaute 1 Antibody / AGO1 (RQ6709)

Catalog No.	Formulation	Size
RQ6709	0.5mg/ml if reconstituted with 0.2ml sterile DI water	100 ug

Bulk quote request

Availability	1-3 business days
Species Reactivity	Human, Mouse, Rat
Predicted Reactivity	Rat
Format	Antigen affinity purified
Clonality	Polyclonal (rabbit origin)
Isotype	Rabbit IgG
Purity	Antigen affinity purified
Buffer	Lyophilized from 1X PBS with 2% Trehalose
UniProt	Q9UL18
Applications	Western blot : 1-2ug/ml Flow cytometry : 1-3ug/million cells Direct ELISA : 0.1-0.5ug/ml
Limitations	This Argonaute 1 antibody is available for research use only.





Description

This gene encodes a member of the argonaute family of proteins, which associate with small RNAs and have important roles in RNA interference (RNAi) and RNA silencing. This protein binds to microRNAs (miRNAs) or small interfering RNAs (siRNAs) and represses translation of mRNAs that are complementary to them. It is also involved in transcriptional gene silencing (TGS) of promoter regions that are complementary to bound short antigenic RNAs (agRNAs), as well as in the degradation of miRNA-bound mRNA targets. Alternatively spliced transcript variants encoding different isoforms have been found for this gene. A recent study showed this gene to be an authentic stop codon readthrough target, and that its mRNA could give rise to an additional C-terminally extended isoform by use of an alternative in-frame translation termination codon.

Application Notes

Optimal dilution of the Argonaute 1 antibody should be determined by the researcher.

Immunogen

Recombinant human protein (amino acids E376-R409) was used as the immunogen for the Argonaute 1 antibody.

Storage

After reconstitution, the Argonaute 1 antibody can be stored for up to one month at 4oC. For long-term, aliquot and store at -20oC. Avoid repeated freezing and thawing.