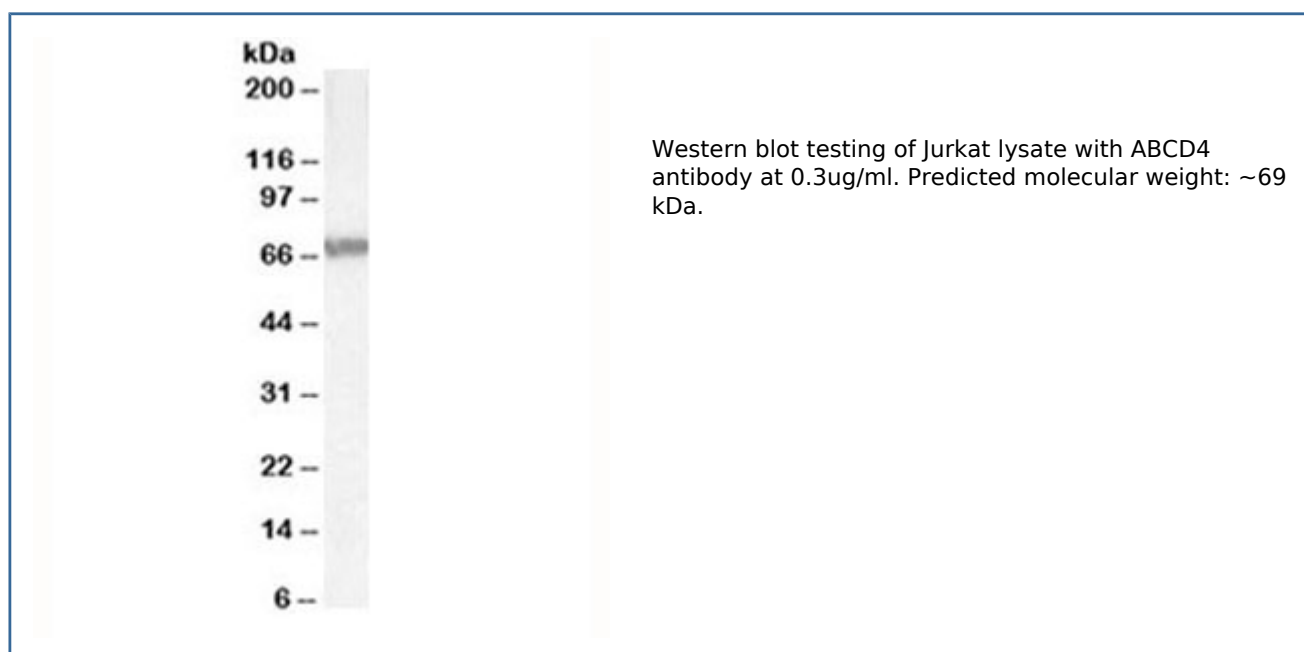


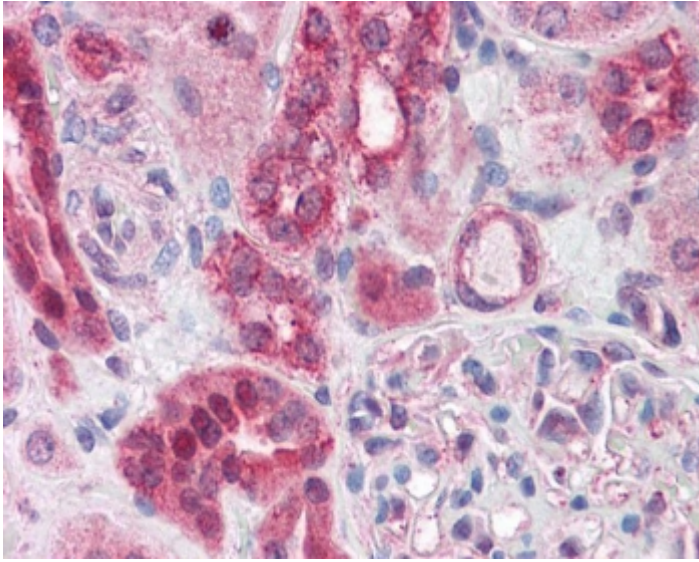
ABCD4 Antibody (R35553)

Catalog No.	Formulation	Size
R35553-100UG	0.5 mg/ml in 1X TBS, pH7.3, with 0.5% BSA (US sourced) and 0.02% sodium azide	100 ug

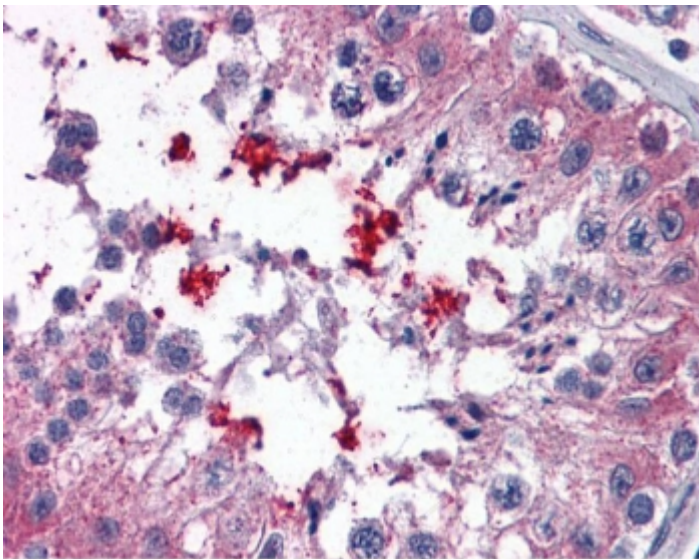
[Bulk quote request](#)

Availability	1-3 business days
Species Reactivity	Human
Predicted Reactivity	Mouse, Rat, Dog
Format	Antigen affinity purified
Clonality	Polyclonal (goat origin)
Isotype	Goat Ig
Purity	Antigen affinity
Gene ID	5826
Localization	Cytoplasmic
Applications	Western blot : 0.3-1ug/ml IHC (FFPE) : 3.75ug/ml ELISA (peptide) LOD : 1:8000
Limitations	This ABCD4 antibody is available for research use only.





IHC testing of FFPE human kidney tissue with ABCD4 antibody at 3.75ug/ml. Required HIER: steamed antigen retrieval with pH6 citrate buffer; AP-staining.



IHC testing of FFPE human testis tissue with ABCD4 antibody at 3.75ug/ml. Required HIER: steamed antigen retrieval with pH6 citrate buffer; AP-staining.

Description

Additional name(s) for this target protein: ATP-binding cassette, sub-family D (ALD), member 4

Application Notes

Optimal dilution of the ABCD4 antibody should be determined by the researcher.

Immunogen

Amino acids RDDIDNPDQRISQD were used as the immunogen for this ABCD4 antibody.

Storage

Aliquot and store the ABCD4 antibody at -20oC.