


ACSL4 Antibody (R34328)

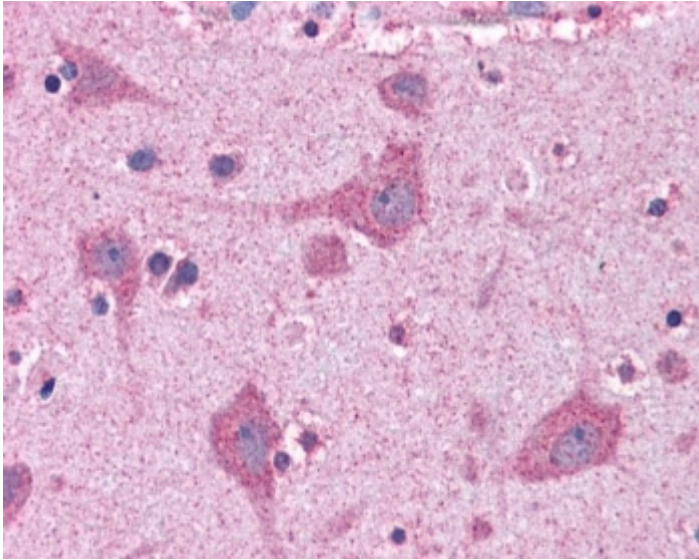
Catalog No.	Formulation	Size
R34328-100UG	0.5 mg/ml in 1X TBS, pH7.3, with 0.5% BSA (US sourced) and 0.02% sodium azide	100 ug

[Bulk quote request](#)

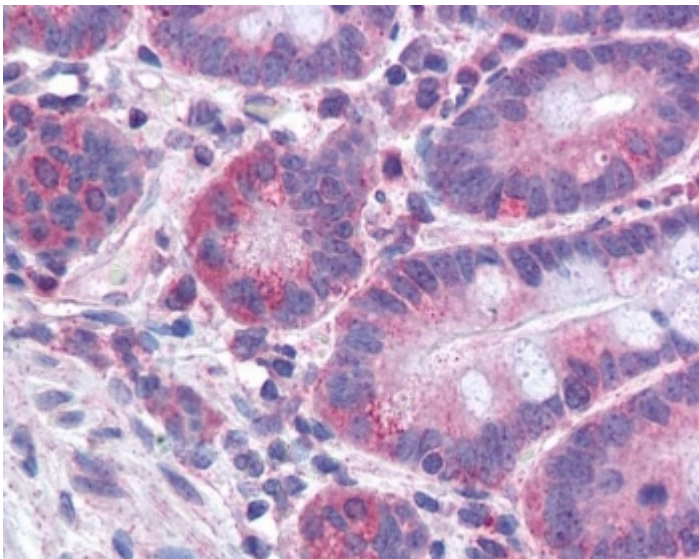
Availability	1-3 business days
Species Reactivity	Human
Predicted Reactivity	Mouse, Rat, Dog, Pig, Cow
Format	Antigen affinity purified
Clonality	Polyclonal (goat origin)
Isotype	Goat Ig
Purity	Antigen affinity
Gene ID	2182
Localization	Cytoplasmic
Applications	Western blot : 0.1-0.3ug/ml IHC (FFPE) : 3.75ug/ml ELISA (peptide) LOD : 1:128000
Limitations	This ACSL4 antibody is available for research use only.



Western blot testing of HepG2 lysate with ACSL4 antibody at 0.1ug/ml. Predicted molecular weight: ~80 kDa.



IHC testing of FFPE human cortex (brain) tissue with ACSL4 antibody at 3.75ug/ml. Required HIER: steamed antigen retrieval with pH6 citrate buffer; AP-staining.



IHC testing of FFPE human small intestine tissue with ACSL4 antibody at 3.75ug/ml. Required HIER: steamed antigen retrieval with pH6 citrate buffer; AP-staining.

Description

Additional name(s) for this target protein: Acyl-CoA synthetase long-chain family member 4, FAFL4, Fatty-acid-Coenzyme A ligase, long-chain 4

Application Notes

Optimal dilution of the ACSL4 antibody should be determined by the researcher.

1. This ACSL4 antibody is specific for isoforms 1 and 2.

Immunogen

Amino acids HYLKDIERYGGK were used as the immunogen for this ACSL4 antibody.

Storage

Aliquot and store the ACSL4 antibody at -20oC.