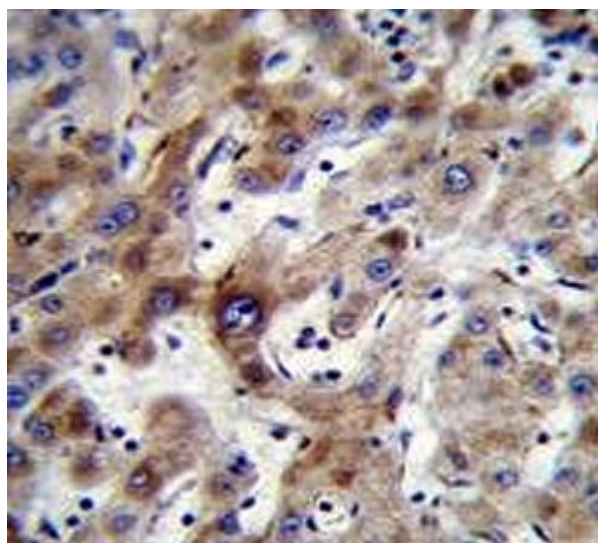


ADP,ATP carrier protein 3 Antibody / ANT-3 / SLC25A6 (F54642)


Catalog No.	Formulation	Size
F54642-0.4ML	In 1X PBS, pH 7.4, with 0.09% sodium azide	0.4 ml
F54642-0.08ML	In 1X PBS, pH 7.4, with 0.09% sodium azide	0.08 ml

[Bulk quote request](#)

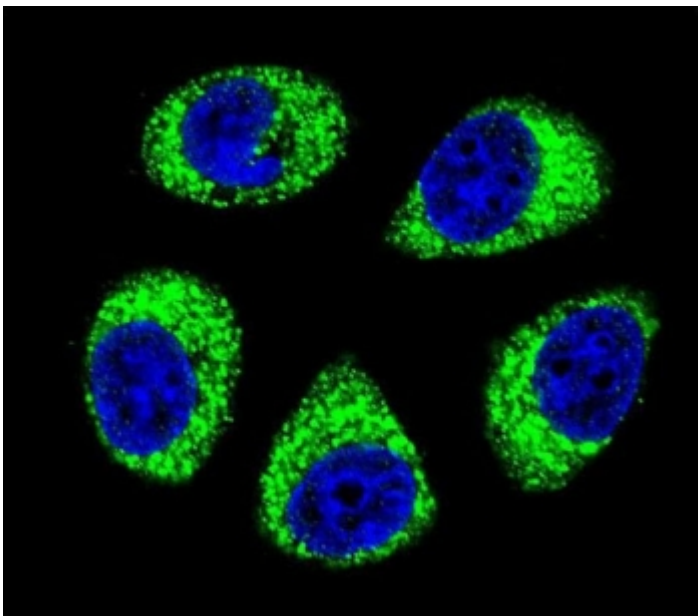
Availability	1-3 business days
Species Reactivity	Human
Format	Purified
Clonality	Polyclonal (rabbit origin)
Isotype	Rabbit Ig
Purity	Antigen affinity purified
UniProt	P12236
Localization	Cytoplasmic
Applications	Flow cytometry : 1:25 (1x10e6 cells) Immunofluorescence : 1:25 Immunohistochemistry (FFPE) : 1:25 Western blot : 1:500-1:2000
Limitations	This ADP,ATP carrier protein 3 antibody is available for research use only.



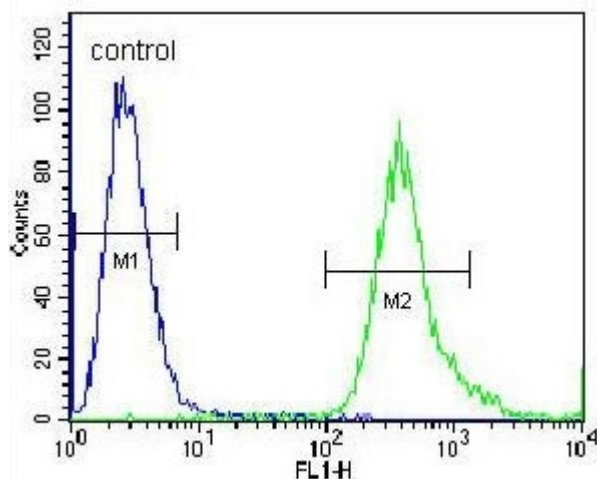
IHC testing of FFPE human liver tissue with ADP,ATP carrier protein 3 antibody. HIER: steam section in pH6 citrate buffer for 20 min and allow to cool prior to staining.



Western blot testing of human A549 cell lysate with ADP,ATP carrier protein 3 antibody. Predicted molecular weight ~32 kDa.



Immunofluorescent staining of human A549 cells with ADP,ATP carrier protein 3 antibody (green) and DAPI nuclear stain (blue).



Flow cytometry testing of human A549 cells with ADP,ATP carrier protein 3 antibody; Blue=isotype control, Green= ADP,ATP carrier protein 3 antibody.

Description

This gene is a member of the mitochondrial carrier subfamily of solute carrier protein genes. The product of this gene functions as a gated pore that translocates ADP from the mitochondrial matrix into the cytoplasm. The protein is implicated in the function of the permeability transition pore complex (PTPC), which regulates the release of mitochondrial products that induce apoptosis. The human genome contains several non-transcribed pseudogenes of this gene.

Application Notes

The stated application concentrations are suggested starting points. Titration of the ADP,ATP carrier protein 3 antibody may be required due to differences in protocols and secondary/substrate sensitivity.

Immunogen

A portion of amino acids 128-155 from the human protein was used as the immunogen for the ADP,ATP carrier protein 3 antibody.

Storage

Aliquot the ADP,ATP carrier protein 3 antibody and store frozen at -20oC or colder. Avoid repeated freeze-thaw cycles.