


ZNF219 Antibody (F54733)


Catalog No.	Formulation	Size
F54733-0.4ML	In 1X PBS, pH 7.4, with 0.09% sodium azide	0.4 ml
F54733-0.08ML	In 1X PBS, pH 7.4, with 0.09% sodium azide	0.08 ml

[Bulk quote request](#)

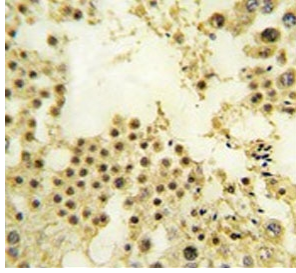
Availability	1-3 business days
Species Reactivity	Human
Format	Purified
Host	Rabbit
Clonality	Polyclonal (rabbit origin)
Isotype	Rabbit Ig
Purity	Antigen affinity purified
UniProt	Q9P2Y4
Localization	Nuclear
Applications	Western Blot : 1:500-1:1000 Immunohistochemistry (FFPE) : 1:25
Limitations	This ZNF219 antibody is available for research use only.



Western blot testing of human heart tissue lysate with ZNF219 antibody. Predicted molecular weight ~77 kDa.



Western blot testing of human SH-SY5Y cell lysate with ZNF219 antibody. Predicted molecular weight ~77 kDa.



IHC testing of FFPE human testis tissue with ZNF219 antibody. HIER: steam section in pH6 citrate buffer for 20 min and allow to cool prior to staining.

Description

ZNF219 is a member of the Kruppel-like zinc finger family that is involved in a diverse range of biological processes. ZNF219 is a 77-kDa nuclear protein containing nine sets of C2H2 zinc finger structures. It may be involved in transcriptional regulation, it functions as a transcriptional repressor for the HMGN1 promoter

Application Notes

The stated application concentrations are suggested starting points. Titration of the ZNF219 antibody may be required due to differences in protocols and secondary/substrate sensitivity.

Immunogen

A portion of amino acids 154-183 from the human protein was used as the immunogen for the ZNF219 antibody.

Storage

Aliquot the ZNF219 antibody and store frozen at -20oC or colder. Avoid repeated freeze-thaw cycles.