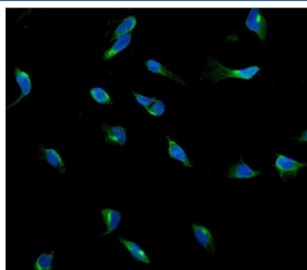


## USP15 Antibody (RQ5685)

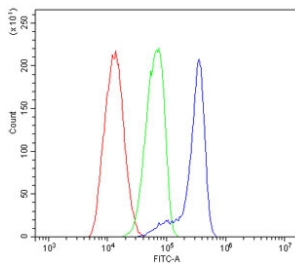
Catalog No.	Formulation	Size
RQ5685	0.5mg/ml if reconstituted with 0.2ml sterile DI water	100 ug

[Bulk quote request](#)

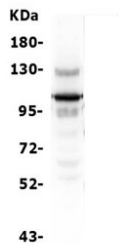
<b>Availability</b>	1-3 business days
<b>Species Reactivity</b>	Human
<b>Format</b>	Antigen affinity purified
<b>Host</b>	Rabbit
<b>Clonality</b>	Polyclonal
<b>Isotype</b>	Rabbit IgG
<b>Purity</b>	Affinity purified
<b>Buffer</b>	Lyophilized from 1X PBS with 2% Trehalose and 0.025% sodium azide
<b>UniProt</b>	Q9Y4E8
<b>Applications</b>	Western Blot : 0.5-1ug/ml Immunofluorescence : 2-4ug/ml Flow Cytometry : 1-3ug/million cells Direct ELISA : 0.1-0.5ug/ml
<b>Limitations</b>	This USP15 antibody is available for research use only.



Immunofluorescent staining of FFPE human U-2 OS cells with USP15 antibody (green) and DAPI nuclear stain (blue). HIER: steam section in pH6 citrate buffer for 20 min.



Flow cytometry testing of human HL-60 cells with USP15 antibody at 1 ug/million cells (blocked with goat sera); Red=cells alone, Green=isotype control, Blue= USP15 antibody.



Western blot testing of human K562 lysate with USP15 antibody. Expected molecular weight ~112 kDa.

## Description

Ubiquitin carboxyl-terminal hydrolase 15 is an enzyme that in humans is encoded by the USP15 gene. It is mapped to 12q14.1. This gene encodes a member of the ubiquitin specific protease (USP) family of deubiquitinating enzymes. USP enzymes play critical roles in ubiquitin-dependent processes through polyubiquitin chain disassembly and hydrolysis of ubiquitin-substrate bonds. The encoded protein associates with the COP9 signalosome, and also plays a role in transforming growth factor beta signalling through deubiquitination of receptor-activated SMAD transcription factors. Alternatively spliced transcript variants encoding multiple isoforms have been observed for this gene, and a pseudogene of this gene is located on the long arm of chromosome 2.

## Application Notes

Optimal dilution of the USP15 antibody should be determined by the researcher.

## Immunogen

Recombinant human protein (amino acids A6-H583) was used as the immunogen for the USP15 antibody.

## Storage

After reconstitution, the USP15 antibody can be stored for up to one month at 4oC. For long-term, aliquot and store at -20oC. Avoid repeated freezing and thawing.