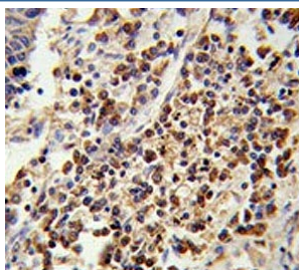


U2AF1 Antibody / U2AF35 (F54776)

Catalog No.	Formulation	Size
F54776-0.4ML	In 1X PBS, pH 7.4, with 0.09% sodium azide	0.4 ml
F54776-0.08ML	In 1X PBS, pH 7.4, with 0.09% sodium azide	0.08 ml

[Bulk quote request](#)

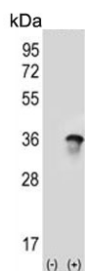
Availability	1-3 business days
Species Reactivity	Human
Format	Purified
Clonality	Polyclonal (rabbit origin)
Isotype	Rabbit Ig
Purity	Purified
UniProt	Q01081
Localization	Nuclear
Applications	Western Blot : 1:500-1:2000 Immunohistochemistry (FFPE) : 1:25 Flow Cytometry : 1:25 (1x10 ⁶ cells)
Limitations	This U2AF1 antibody is available for research use only.




IHC testing of FFPE human lung carcinoma tissue with U2AF1 antibody. HIER: steam section in pH6 citrate buffer for 20 min and allow to cool prior to staining.



Western blot testing of Ramos cell lysate with U2AF1 antibody. Expected molecular weight: 28-35 kDa.



Western blot testing of 1) non-transfected and 2) transfected 293 cell lysate with U2AF1 antibody. Expected molecular weight: 28-35 kDa.



Flow cytometry testing of human Ramos cells with U2AF1 antibody; Blue=isotype control, Green= U2AF1 antibody.

Description

U2AF1 belongs to the splicing factor SR family. U2 auxiliary factor, comprising a large and a small subunit, is a non-snRNP protein required for the binding of U2 snRNP to the pre-mRNA branch site. This gene encodes the small subunit which plays a critical role in both constitutive and enhancer-dependent RNA splicing by directly mediating interactions between the large subunit and proteins bound to the enhancers.

Application Notes

The stated application concentrations are suggested starting points. Titration of the U2AF1 antibody may be required due to differences in protocols and secondary/substrate sensitivity.

Immunogen

A portion of amino acids 99-125 from the human protein was used as the immunogen for the U2AF1 antibody.

Storage

Aliquot the U2AF1 antibody and store frozen at -20oC or colder. Avoid repeated freeze-thaw cycles.