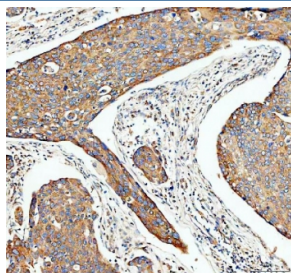


## Transferrin Antibody (R31874)


Catalog No.	Formulation	Size
R31874	0.5mg/ml if reconstituted with 0.2ml sterile DI water	100 ug

**Bulk quote request**

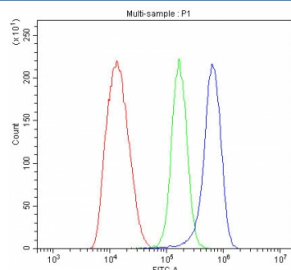
<b>Availability</b>	1-3 business days
<b>Species Reactivity</b>	Human, Mouse, Rat
<b>Format</b>	Antigen affinity purified
<b>Host</b>	Rabbit
<b>Clonality</b>	Polyclonal (rabbit origin)
<b>Isotype</b>	Rabbit IgG
<b>Purity</b>	Antigen affinity
<b>Buffer</b>	Lyophilized from 1X PBS with 2% Trehalose and 0.025% sodium azide
<b>UniProt</b>	P02787
<b>Localization</b>	Cytoplasmic
<b>Applications</b>	Western Blot : 0.5-1ug/ml Immunohistochemistry (FFPE) : 2-5ug/ml Flow Cytometry : 1-3ug/million cells
<b>Limitations</b>	This Transferrin antibody is available for research use only.



IHC staining of FFPE human esophageal cancer tissue with Transferrin antibody. HIER: boil tissue sections in pH8 EDTA for 20 min and allow to cool before testing.



Western blot testing of 1) human placenta, 2) human HCCT, 3) human HCCP, 4) human HepG2, 5) rat liver, 6) mouse liver and 7) mouse HEPA1-6 cell lysate with Transferrin antibody. Expected molecular weight ~77 kDa.



Flow cytometry testing of fixed and permeabilized human HepG2 cells with Transferrin antibody at 1ug/million cells (blocked with goat sera); Red=cells alone, Green=isotype control, Blue= Transferrin antibody.

## Description

Transferrins are iron-binding blood plasma glycoproteins that control the level of free iron in biological fluids. In humans, it is encoded by the TF gene. Transferrin consists of a polypeptide chain containing 679 amino acids in humans. The protein is composed of alpha helices and beta sheets to form two domains. The N- and C- terminal sequences are represented by globular lobes and between the two lobes is an iron-binding site. Transferrin is a glycoprotein that binds iron very tightly but reversibly.

## Application Notes

Optimal dilution of the Transferrin antibody should be determined by the researcher.

## Immunogen

Amino acids VPDKTVRWCAVSEHEATKCQSFRDHMKSVI of human Transferrin were used as the immunogen for the Transferrin antibody.

## Storage

After reconstitution, the Transferrin antibody can be stored for up to one month at 4oC. For long-term, aliquot and store at -20oC. Avoid repeated freezing and thawing.