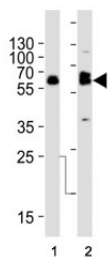


TH Antibody (F49983)

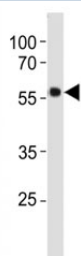
Catalog No.	Formulation	Size
F49983-0.4ML	In 1X PBS, pH 7.4, with 0.09% sodium azide	0.4 ml
F49983-0.08ML	In 1X PBS, pH 7.4, with 0.09% sodium azide	0.08 ml

[Bulk quote request](#)

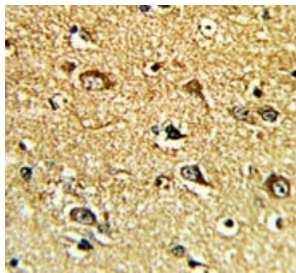
Availability	1-3 business days
Species Reactivity	Human
Format	Antigen affinity purified
Host	Rabbit
Clonality	Polyclonal (rabbit origin)
Isotype	Rabbit Ig
Purity	Antigen affinity
UniProt	P07101
Applications	Western Blot : 1:1000 IHC (Paraffin) : 1:50-1:100 Flow Cytometry : 1:10-1:50
Limitations	This TH antibody is available for research use only.



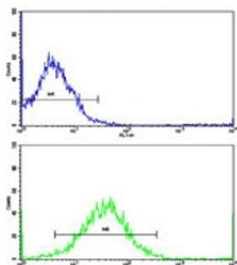
Western blot analysis of lysate from (1) SW480 and (2) U-87 MG cell line using TH antibody at 1:1000. Predicted molecular weight 55~60 kDa.



TH antibody western blot analysis in SH-SY5Y lysate. Predicted molecular weight 55~60 kDa.



IHC analysis of FFPE human brain tissue with TH antibody



Flow cytometric analysis of K562 cells using TH antibody (bottom histogram) compared to a negative control (top histogram). FITC-conjugated goat-anti-rabbit secondary Ab was used for the analysis.

Description

Tyrosine Hydroxylase is involved in the conversion of tyrosine to dopamine. It is the rate-limiting enzyme in the synthesis of catecholamines, and plays a key role in the physiology of adrenergic neurons.

Application Notes

Titration of the TH antibody may be required due to differences in protocols and secondary/substrate sensitivity.

Immunogen

A portion of amino acids 486-514 from the human protein was used as the immunogen for this TH antibody.

Storage

Aliquot the TH antibody and store frozen at -20°C or colder. Avoid repeated freeze-thaw cycles.