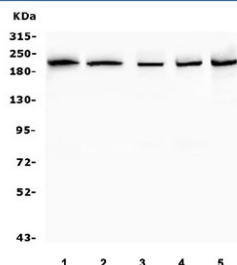


SMARCA2 Antibody (RQ5550)


Catalog No.	Formulation	Size
RQ5550	0.5mg/ml if reconstituted with 0.2ml sterile DI water	100 ug

Bulk quote request

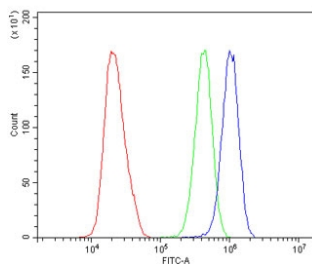
Availability	1-3 business days
Species Reactivity	Human, Mouse, Rat
Format	Antigen affinity purified
Host	Rabbit
Clonality	Polyclonal (rabbit origin)
Isotype	Rabbit IgG
Purity	Affinity purified
Buffer	Lyophilized from 1X PBS with 2% Trehalose and 0.025% sodium azide
UniProt	P51531
Applications	Western Blot : 0.25-0.5ug/ml Flow Cytometry : 1-3ug/million cells Direct ELISA : 0.1-0.5ug/ml
Limitations	This SMARCA2 antibody is available for research use only.



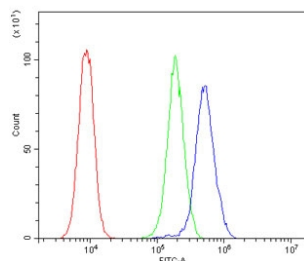
Western blot testing of human 1) HL60, 2) ThP-1, 3) A549, 4) U-2 OS and 5) HeLa cell lysate with SMARCA2 antibody. Predicted molecular weight ~181 kDa.



Western blot testing of 1) rat testis and 2) mouse testis lysate with SMARCA2 antibody. Predicted molecular weight ~181 kDa.



Flow cytometry testing of human HeLa cells with SMARCA2 antibody at 1ug/million cells (blocked with goat sera); Red=cells alone, Green=isotype control, Blue= SMARCA2 antibody.



Flow cytometry testing of human ThP-1 cells with SMARCA2 antibody at 1ug/million cells (blocked with goat sera); Red=cells alone, Green=isotype control, Blue= SMARCA2 antibody.

Description

Probable global transcription activator SNF2L2 is a protein that in humans is encoded by the SMARCA2 gene. It is mapped to 9p24.3. The protein encoded by this gene is a member of the SWI/SNF family of proteins and is highly similar to the brahma protein of *Drosophila*. Members of this family have helicase and ATPase activities and are thought to regulate transcription of certain genes by altering the chromatin structure around those genes. The encoded protein is part of the large ATP-dependent chromatin remodeling complex SNF/SWI, which is required for transcriptional activation of genes normally repressed by chromatin. Alternatively spliced transcript variants encoding different isoforms have been found for this gene, which contains a trinucleotide repeat (CAG) length polymorphism.

Application Notes

Optimal dilution of the SMARCA2 antibody should be determined by the researcher.

Immunogen

A human recombinant protein (amino acids Q181-N624) was used as the immunogen for the SMARCA2 antibody.

Storage

After reconstitution, the SMARCA2 antibody can be stored for up to one month at 4°C. For long-term, aliquot and store at -20°C. Avoid repeated freezing and thawing.