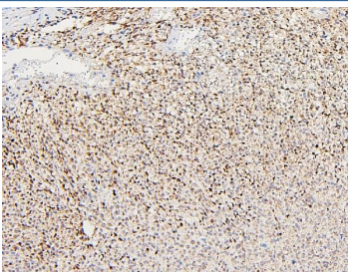


## Polycystin 2 Antibody (RQ5595)

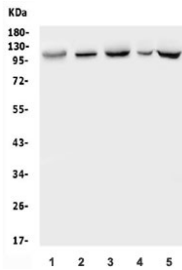
Catalog No.	Formulation	Size
RQ5595	0.5mg/ml if reconstituted with 0.2ml sterile DI water	100 ug

[Bulk quote request](#)

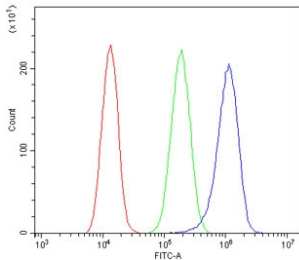
<b>Availability</b>	1-3 business days
<b>Species Reactivity</b>	Human, Mouse, Rat
<b>Format</b>	Antigen affinity purified
<b>Host</b>	Rabbit
<b>Clonality</b>	Polyclonal (rabbit origin)
<b>Isotype</b>	Rabbit IgG
<b>Purity</b>	Affinity purified
<b>Buffer</b>	Lyophilized from 1X PBS with 2% Trehalose and 0.025% sodium azide
<b>UniProt</b>	Q13563
<b>Applications</b>	Western Blot : 0.25-0.5ug/ml Immunohistochemistry (FFPE) : 1-2ug/ml Flow Cytometry : 1-3ug/million cells Direct ELISA : 0.1-0.5ug/ml
<b>Limitations</b>	This Polycystin 2 antibody is available for research use only.



IHC staining of FFPE human renal cancer with Polycystin 2 antibody. HIER: boil tissue sections in pH6, 10mM citrate buffer, for 20 min and allow to cool before testing.



Western blot testing of 1) human U-87 MG, 2) rat spleen, 3) mouse thymus, 4) mouse lung and 5) mouse SP2/0 lysate with Polycystin 2 antibody. Predicted molecular weight: ~110 kDa.



Flow cytometry testing of fixed and permeabilized human A549 cells with Polycystin 2 antibody at 1ug/million cells (blocked with goat sera); Red=cells alone, Green=isotype control, Blue= Polycystin 2 antibody.

## Description

Polycystin-2 is a protein that in humans is encoded by the PKD2 gene. It is mapped to 4q22.1. This gene encodes a member of the polycystin protein family. The encoded protein is a multi-pass membrane protein that functions as a calcium permeable cation channel, and is involved in calcium transport and calcium signaling in renal epithelial cells. This protein interacts with polycystin 1, and they may be partners in a common signaling cascade involved in tubular morphogenesis. Mutations in this gene are associated with autosomal dominant polycystic kidney disease type 2.

## Application Notes

Optimal dilution of the Polycystin 2 antibody should be determined by the researcher.

## Immunogen

A human recombinant protein (amino acids S829-R893) was used as the immunogen for the Polycystin 2 antibody.

## Storage

After reconstitution, the Polycystin 2 antibody can be stored for up to one month at 4oC. For long-term, aliquot and store at -20oC. Avoid repeated freezing and thawing.