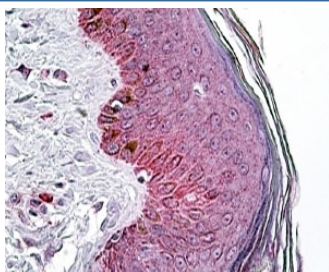


PNPLA3 Antibody (R33792)

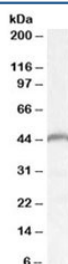
Catalog No.	Formulation	Size
R33792-100UG	0.5 mg/ml in 1X TBS, pH7.3, with 0.5% BSA (US sourced) and 0.02% sodium azide	100 ug

[Bulk quote request](#)

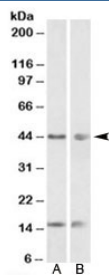
Availability	1-3 business days
Species Reactivity	Human, Mouse, Rat
Predicted Reactivity	Dog, Pig
Format	Antigen affinity purified
Clonality	Polyclonal (goat origin)
Isotype	Goat Ig
Purity	Antigen affinity
Gene ID	80339
Applications	Western Blot : 0.05-0.2ug/ml Immunohistochemistry (FFPE) : 4-6ug/ml ELISA (peptide) LOD : 1:128000
Limitations	This PNPLA3 antibody is available for research use only.



IHC staining of FFPE human skin with PNPLA3 antibody at 4ug/ml. HIER: steamed with pH6 citrate buffer, AP-staining.



Western blot testing of mouse heart lysate with PNPLA3 antibody at 0.05ug/ml. Expected molecular weight: ~45 kDa.



Western blot of mouse (A) and rat (B) adrenal gland lysate with PNPLA3 antibody at 0.01ug/ml. Expected molecular weight: ~45 kDa.

Description

Additional name(s) for this target protein: Patatin-like phospholipase domain containing 3; Adiponutrin

Application Notes

Optimal dilution of the PNPLA3 antibody should be determined by the researcher.

Immunogen

Amino acids EHDICPKVKSTN were used as the immunogen for this PNPLA3 antibody.

Storage

Aliquot and store the PNPLA3 antibody at -20oC.