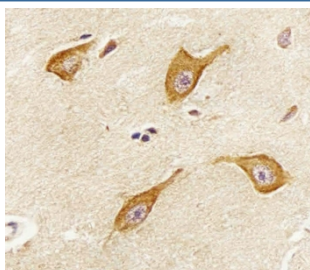


PIP4K2 alpha Antibody / PIP4K2A (F54749)

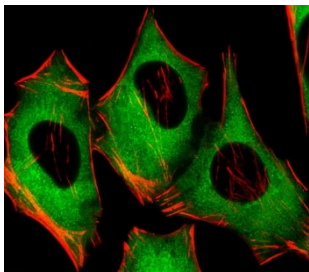
Catalog No.	Formulation	Size
F54749-0.4ML	In 1X PBS, pH 7.4, with 0.09% sodium azide	0.4 ml
F54749-0.08ML	In 1X PBS, pH 7.4, with 0.09% sodium azide	0.08 ml

Bulk quote request


Availability	1-3 business days
Species Reactivity	Human
Format	Purified
Clonality	Polyclonal (rabbit origin)
Isotype	Rabbit Ig
Purity	Antigen affinity purified
UniProt	P48426
Localization	Cytoplasmic, nuclear
Applications	Flow Cytometry : 1:25 (1x10e6 cells) Immunohistochemistry (FFPE) : 1:25 Western Blot : 1:500-1:2000 Immunofluorescence : 1:25
Limitations	This PIP4K2 alpha antibody is available for research use only.



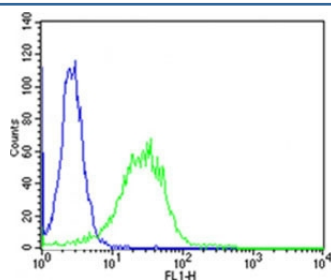
IHC testing of FFPE human brain tissue with PIP4K2 alpha antibody. HIER: steam section in pH6 citrate buffer for 20 min and allow to cool prior to staining.



Immunofluorescent staining of fixed and permeabilized human HeLa cells with PIP4K2 alpha antibody (green) and anti-Actin (red).



Western blot testing of human brain tissue lysate with PIP4K2 alpha antibody. Predicted molecular weight ~46 kDa.



Flow cytometry testing of human HeLa cells with PIP4K2 alpha antibody; Blue=isotype control, Green= PIP4K2 alpha antibody.

Description

Catalyzes the phosphorylation of phosphatidylinositol 5- phosphate (PtdIns5P) on the fourth hydroxyl of the myo-inositol ring, to form phosphatidylinositol 4,5-bisphosphate (PtdIns(4,5)P₂). May exert its function by regulating the levels of PtdIns5P, which functions in the cytosol by increasing AKT activity and in the nucleus signals through ING2. May regulate the pool of cytosolic PtdIns5P in response to the activation of tyrosine phosphorylation. May negatively regulate insulin-stimulated glucose uptake by lowering the levels of PtdIns5P. May be involved in thrombopoiesis, and the terminal maturation of megakaryocytes and regulation of their size.

Application Notes

The stated application concentrations are suggested starting points. Titration of the PIP4K2 alpha antibody may be required due to differences in protocols and secondary/substrate sensitivity.

Immunogen

A portion of amino acids 329-363 from the human protein was used as the immunogen for the PIP4K2 alpha antibody.

Storage

Aliquot the PIP4K2 alpha antibody and store frozen at -20°C or colder. Avoid repeated freeze-thaw cycles.

