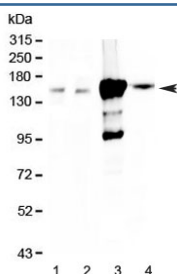


Periaxin Antibody / PRX (RQ4326)

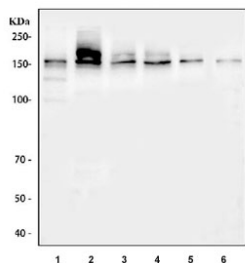
Catalog No.	Formulation	Size
RQ4326	0.5mg/ml if reconstituted with 0.2ml sterile DI water	100 ug

Bulk quote request

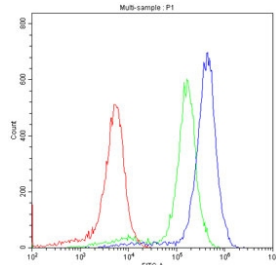
Availability	1-3 business days
Species Reactivity	Human, Mouse, Rat
Format	Antigen affinity purified
Host	Rabbit
Clonality	Polyclonal (rabbit origin)
Isotype	Rabbit IgG
Purity	Antigen affinity purified
Buffer	Lyophilized from 1X PBS with 2% Trehalose
UniProt	Q9BXM0
Localization	Cell membrane
Applications	Western Blot : 0.5-1ug/ml Flow Cytometry : 1-3ug/10 ⁶ cells Direct ELISA : 0.1-0.5ug/ml
Limitations	This Periaxin antibody is available for research use only.



Western blot testing of 1) rat kidney, 2) mouse kidney, 3) human 293T and 4) human HK-2 lysate with Periaxin antibody at 0.5ug/ml. Predicted molecular weight ~155 kDa.



Western blot testing of 1) human Jurkat, 2) human K562, 3) human U-2 OS, 4) human U-251, 5) rat brain and 6) mouse brain tissue lysate with Periaxin antibody at 0.5ug/ml. Predicted molecular weight ~155 kDa.



Flow cytometry testing of fixed and permeabilized human K562 cells with Periaxin antibody at 1ug/10⁶ cells (blocked with goat sera); Red=cells alone, Green=isotype control, Blue=Periaxin antibody.

Description

Periaxin is a protein that in humans is encoded by the PRX gene. This gene encodes a protein involved in peripheral nerve myelin upkeep. The encoded protein contains 2 PDZ domains which were named after PSD95 (post synaptic density protein),DlgA (Drosophila disc large tumor suppressor), and ZO1 (a mammalian tight junction protein). Two alternatively spliced transcript variants have been described for this gene which encode different protein isoforms and which are targeted differently in the Schwann cell. Mutations in this gene cause Charcot-Marie-Tooth neuropathy, type 4F and Dejerine-Sottas neuropathy.

Application Notes

Optimal dilution of the Periaxin antibody should be determined by the researcher.

Immunogen

A recombinant human protein corresponding to amino acids M1-K91 was used as the immunogen for the Periaxin antibody.

Storage

After reconstitution, the Periaxin antibody can be stored for up to one month at 4oC. For long-term, aliquot and store at -20oC. Avoid repeated freezing and thawing.