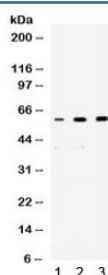


p54nrb Antibody / NONO (R32235)

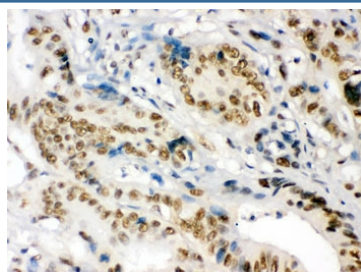
Catalog No.	Formulation	Size
R32235	0.5mg/ml if reconstituted with 0.2ml sterile DI water	100 ug

Bulk quote request

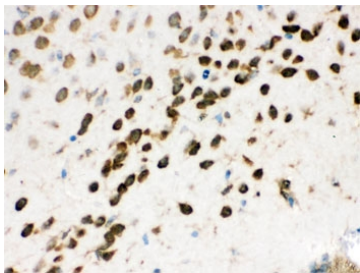
Availability	1-3 business days
Species Reactivity	Human, Mouse, Rat
Format	Antigen affinity purified
Host	Rabbit
Clonality	Polyclonal (rabbit origin)
Isotype	Rabbit IgG
Purity	Antigen affinity
Buffer	Lyophilized from 1X PBS with 2.5% BSA and 0.025% sodium azide
UniProt	Q15233
Localization	Nuclear
Applications	Western Blot : 0.1-0.5ug/ml IHC (FFPE) : 0.5-1ug/ml
Limitations	This p54nrb antibody is available for research use only.



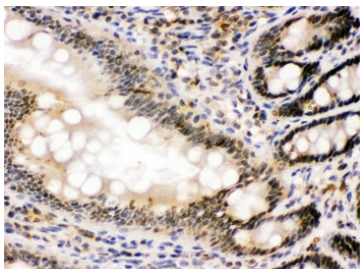
Western blot testing of 1) rat brain, 2) human placenta and 3) human PANC lysate with p54nrb antibody. Predicted molecular weight ~54 kDa.



IHC testing of FFPE human intestinal cancer tissue with p54nrb antibody. HIER: Boil the paraffin sections in pH 6, 10mM citrate buffer for 20 minutes and allow to cool prior to staining.



IHC testing of FFPE mouse brain with p54nrb antibody. HIER: Boil the paraffin sections in pH 6, 10mM citrate buffer for 20 minutes and allow to cool prior to staining.



IHC testing of FFPE rat intestine with p54nrb antibody. HIER: Boil the paraffin sections in pH 6, 10mM citrate buffer for 20 minutes and allow to cool prior to staining.

Description

Non-POU domain-containing octamer-binding protein is a protein that in humans is encoded by the NONO gene. This gene encodes an RNA-binding protein which plays various roles in the nucleus, including transcriptional regulation and RNA splicing. A rearrangement between this gene and the transcription factor E3 gene has been observed in papillary renal cell carcinoma. Alternatively spliced transcript variants have been described. Pseudogenes exist on Chromosomes 2 and 16.

Application Notes

Optimal dilution of the p54nrb antibody should be determined by the researcher.

Immunogen

Amino acids MQSNKTFNLEKQNHTPRKHHQHHHQQQHQQQQQ of human NONO/p54nrb were used as the immunogen for the p54nrb antibody.

Storage

After reconstitution, the p54nrb antibody can be stored for up to one month at 4°C. For long-term, aliquot and store at -20°C. Avoid repeated freezing and thawing.