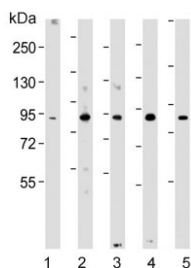


NUP93 Antibody (F54508)

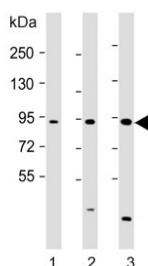
Catalog No.	Formulation	Size
F54508-0.2ML	In 1X PBS, pH 7.4, with 0.09% sodium azide	0.2 ml
F54508-0.05ML	In 1X PBS, pH 7.4, with 0.09% sodium azide	0.05 ml

[Bulk quote request](#)

Availability	1-3 business days
Species Reactivity	Human, Mouse
Format	Purified
Host	Rabbit
Clonality	Polyclonal (rabbit origin)
Isotype	Rabbit Ig
Purity	Antigen affinity purified
UniProt	Q8N1F7
Applications	Western Blot : 1:500-1:2000 Flow Cytometry : 1:25 (1x10e6 cells) Immunohistochemistry (FFPE) : 1:25
Limitations	This NUP93 antibody is available for research use only.



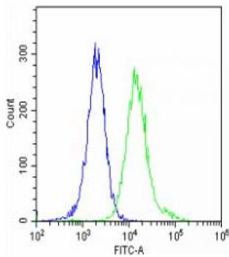
Western blot testing of human 1) HeLa, 2) Jurkat, 3) K562, 4) mouse F9 and 5) mouse testis lysate with NUP93 antibody. Predicted molecular weight ~93 kDa.



Western blot testing of 1) mouse F9, 2) human Jurkat and 3) human K562 lysate with NUP93 antibody. Predicted molecular weight ~93 kDa.



IHC testing of FFPE human brain tissue with NUP93 antibody. HIER: steam section in pH6 citrate buffer for 20 min and allow to cool prior to staining.



Flow cytometry testing of fixed and permeabilized human HeLa cells with NUP93 antibody; Blue=isotype control, Green= NUP93 antibody.

Description

Plays a role in the nuclear pore complex (NPC) assembly and/or maintenance. May anchor nucleoporins, but not NUP153 and TPR, to the NPC.

Application Notes

The stated application concentrations are suggested starting points. Titration of the NUP93 antibody may be required due to differences in protocols and secondary/substrate sensitivity.

Immunogen

Recombinant human protein was used as the immunogen for the NUP93 antibody.

Storage

Aliquot the NUP93 antibody and store frozen at -20oC or colder. Avoid repeated freeze-thaw cycles.