


Neurocan Antibody (R32974)

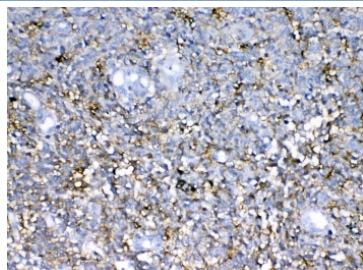
Catalog No.	Formulation	Size
R32974	0.5mg/ml if reconstituted with 0.2ml sterile DI water	100 ug

Bulk quote request

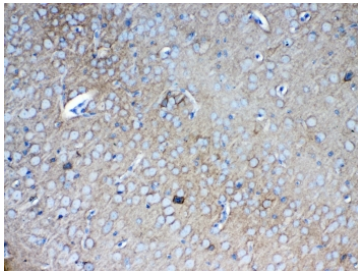
Availability	1-3 business days
Species Reactivity	Human, Mouse, Rat
Format	Antigen affinity purified
Host	Rabbit
Clonality	Polyclonal (rabbit origin)
Isotype	Rabbit IgG
Purity	Antigen affinity
Buffer	Lyophilized from 1X PBS with 2.5% BSA, 0.025% sodium azide
UniProt	O14594
Localization	Secreted
Applications	Western Blot : 0.5-1ug/ml IHC (FFPE) : 1-2ug/ml
Limitations	This Neurocan antibody is available for research use only.



Western blot testing of rat 1) brain and 2) testis lysate with Neurocan antibody at 0.5ug/ml. Predicted molecular weight ~143 kDa (unmodified), up to ~250 kDa (fully glycosylated).



IHC testing of FFPE human glioma tissue with Neurocan antibody at 1ug/ml. Required HIER: steam section in pH6 citrate buffer for 20 min and allow to cool prior to testing.



IHC testing of FFPE mouse brain tissue with Neurocan antibody at 1ug/ml. Required HIER: steam section in pH6 citrate buffer for 20 min and allow to cool prior to testing.

Description

Neurocan core protein is a protein that in humans is encoded by the NCAN gene. Neurocan is a member of the lectican / chondroitin sulfate proteoglycan protein families and consists of neurocan core protein and chondroitin sulfate. It is thought to be involved in the modulation of cell adhesion and migration. In the human subjects, it was found that NCAN genotype was strongly associated with manic symptoms but not with depressive symptoms. In the mice, the absence of functional Neurocan resulted in a variety of manic-like behaviors, which could be normalized by administering lithium.

Application Notes

Optimal dilution of the Neurocan antibody should be determined by the researcher.

Immunogen

Amino acids HENTWIGLNDRIVERDFQWTDNTGLQFENWRENQPDNFFA were used as the immunogen for the Neurocan antibody.

Storage

After reconstitution, the Neurocan antibody can be stored for up to one month at 4°C. For long-term, aliquot and store at -20°C. Avoid repeated freezing and thawing.