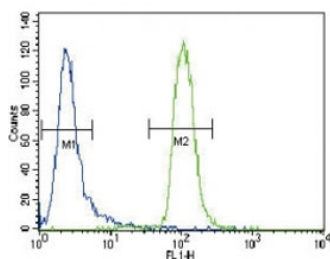


## MUSK Antibody (F50652)


Catalog No.	Formulation	Size
F50652-0.4ML	In 1X PBS, pH 7.4, with 0.09% sodium azide	0.4 ml
F50652-0.08ML	In 1X PBS, pH 7.4, with 0.09% sodium azide	0.08 ml

[Bulk quote request](#)

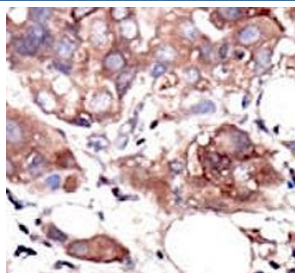
<b>Availability</b>	1-3 business days
<b>Species Reactivity</b>	Human
<b>Format</b>	Purified
<b>Host</b>	Rabbit
<b>Clonality</b>	Polyclonal (rabbit origin)
<b>Isotype</b>	Rabbit Ig
<b>Purity</b>	Purified
<b>UniProt</b>	O15146
<b>Applications</b>	Flow Cytometry : 1:10-1:50 Western Blot : 1:1000 IHC (Paraffin) : 1:50-1:100
<b>Limitations</b>	This MUSK antibody is available for research use only.



MUSK antibody flow cytometric analysis of CEM cells (right histogram) compared to a negative control cell (left histogram). FITC-conjugated goat-anti-rabbit secondary Ab was used for the analysis.



Western blot analysis of MUSK antibody and placenta cell lysate



IHC analysis of FFPE human breast carcinoma tissue stained with the MUSK antibody

## Description

Protein kinases are enzymes that transfer a phosphate group from a phosphate donor, generally the  $\gamma$  phosphate of ATP, onto an acceptor amino acid in a substrate protein. By this basic mechanism, protein kinases mediate most of the signal transduction in eukaryotic cells, regulating cellular metabolism, transcription, cell cycle progression, cytoskeletal rearrangement and cell movement, apoptosis, and differentiation. With more than 500 gene products, the protein kinase family is one of the largest families of proteins in eukaryotes. The family has been classified in 8 major groups based on sequence comparison of their tyrosine (PTK) or serine/threonine (STK) kinase catalytic domains. The tyrosine kinase (TK) group is mainly involved in the regulation of cell-cell interactions such as differentiation, adhesion, motility and death. There are currently about 90 TK genes sequenced, 58 are of receptor protein TK (e.g. EGFR, EPH, FGFR, PDGFR, TRK, and VEGFR families), and 32 of cytosolic TK (e.g. ABL, FAK, JAK, and SRC families).

## Application Notes

Titration of the MUSK antibody may be required due to differences in protocols and secondary/substrate sensitivity.

## Immunogen

A portion of amino acids 829-859 from the human protein was used as the immunogen for this MUSK antibody.

## Storage

Aliquot the MUSK antibody and store frozen at  $-20^{\circ}\text{C}$  or colder. Avoid repeated freeze-thaw cycles.