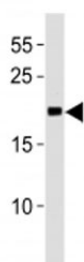


MGMT Antibody (F50325)

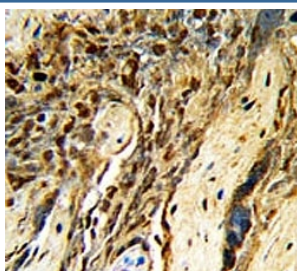
Catalog No.	Formulation	Size
F50325-0.4ML	In 1X PBS, pH 7.4, with 0.09% sodium azide	0.4 ml
F50325-0.08ML	In 1X PBS, pH 7.4, with 0.09% sodium azide	0.08 ml

[Bulk quote request](#)


Availability	1-3 business days
Species Reactivity	Human
Format	Purified
Clonality	Polyclonal (rabbit origin)
Isotype	Rabbit Ig
Purity	Purified
UniProt	P16455
Applications	Western Blot : 1:1000 IHC (Paraffin) : 1:50-1:100 Flow Cytometry : 1:10-1:50
Limitations	This MGMT antibody is available for research use only.



MGMT antibody western blot analysis in Jurkat lysate.



IHC analysis of FFPE human placenta with MGMT antibody



Flow cytometric analysis of CEM cells using MGMT antibody (bottom histogram) compared to a [negative control](#) (top histogram). FITC-conjugated goat-anti-rabbit secondary Ab was used for the analysis.

Description

MGMT is involved in the cellular defense against the biological effects of O6-methylguanine (O6-MeG) in DNA. This protein repairs alkylated guanine in DNA by stoichiometrically transferring the alkyl group at the O-6 position to a cysteine residue in the enzyme. This is a suicide reaction: the protein is irreversibly inactivated.

Application Notes

Titration of the MGMT antibody may be required due to differences in protocols and secondary/substrate sensitivity.

Immunogen

A portion of amino acids 156-182 from the human protein was used as the immunogen for this MGMT antibody.

Storage

Aliquot the MGMT antibody and store frozen at -20oC or colder. Avoid repeated freeze-thaw cycles.