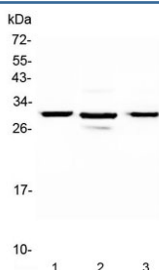


MED8 Antibody (R32979)

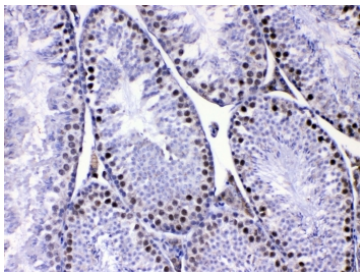
Catalog No.	Formulation	Size
R32979	0.5mg/ml if reconstituted with 0.2ml sterile DI water	100 ug

Bulk quote request

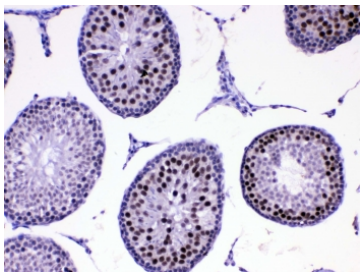
Availability	1-3 business days
Species Reactivity	Human, Mouse, Rat
Format	Antigen affinity purified
Host	Rabbit
Clonality	Polyclonal (rabbit origin)
Isotype	Rabbit IgG
Purity	Antigen affinity
Buffer	Lyophilized from 1X PBS with 2.5% BSA, 0.025% sodium azide
UniProt	Q96G25
Localization	Nuclear
Applications	Western Blot : 0.5-1ug/ml IHC (FFPE) : 1-2ug/ml Direct ELISA (recombinant Human Protein) : 0.1-0.5ug/ml (BSA-free format available)
Limitations	This MED8 antibody is available for research use only.



Western blot testing of 1) rat pancreas, 2) mouse pancreas and 3) human U-2 OS lysate with MED8 antibody at 0.5ug/ml. Expected molecular weight: 29-32 kDa.



IHC testing of FFPE mouse testis tissue with MED8 antibody at 1ug/ml. Required HIER: steam section in pH6 citrate buffer for 20 min and allow to cool prior to testing.



IHC testing of FFPE rat testis tissue with MED8 antibody at 1ug/ml. Required HIER: steam section in pH6 citrate buffer for 20 min and allow to cool prior to testing.

Description

Mediator of RNA polymerase II transcription subunit 8 is an enzyme that in humans is encoded by the MED8 gene. This gene encodes a protein component of the mediator complex, which aids in transcriptional activation through interaction with RNA polymerase II and gene-specific transcription factors. The encoded protein may also function in ubiquitin ligation and protein degradation.

Application Notes

Optimal dilution of the MED8 antibody should be determined by the researcher.

Immunogen

A recombinant human protein corresponding to amino acids M1-R195 was used as the immunogen for the MED8 antibody.

Storage

After reconstitution, the MED8 antibody can be stored for up to one month at 4oC. For long-term, aliquot and store at -20oC. Avoid repeated freezing and thawing.