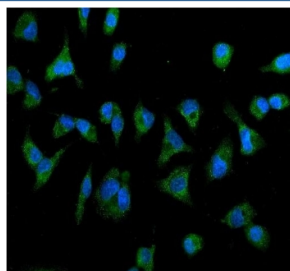


## IL2RB Antibody (RQ6188)

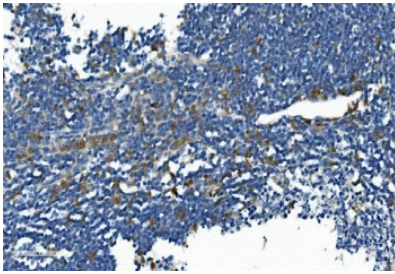
Catalog No.	Formulation	Size
RQ6188	0.5mg/ml if reconstituted with 0.2ml sterile DI water	100 ug

**Bulk quote request**


<b>Availability</b>	1-3 business days
<b>Species Reactivity</b>	Human, Mouse, Rat
<b>Format</b>	Antigen affinity purified
<b>Host</b>	Rabbit
<b>Clonality</b>	Polyclonal (rabbit origin)
<b>Isotype</b>	Rabbit IgG
<b>Purity</b>	Affinity purified
<b>Buffer</b>	Lyophilized from 1X PBS with 2% Trehalose and 0.0125% sodium azide
<b>UniProt</b>	P14784
<b>Applications</b>	Western Blot : 1-2ug/ml Immunohistochemistry (FFPE) : 2-5ug/ml Flow Cytometry : 1-3ug/million cells Immunofluorescence : 5ug/ml Direct ELISA : 0.1-0.5ug/ml
<b>Limitations</b>	This IL2RB antibody is available for research use only.



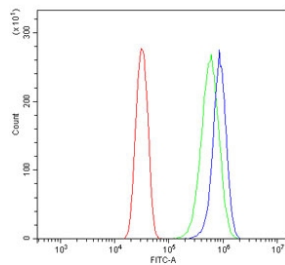
Immunofluorescent staining of FFPE human A549 cells with IL2RB antibody (green) and DAPI nuclear stain (blue). HIER: steam section in pH6 citrate buffer for 20 min.



IHC staining of FFPE human appendicitis tissue with IL2RB antibody. HIER: boil tissue sections in pH8 EDTA for 20 min and allow to cool before testing.



Western blot testing of human 1) HeLa, 2) HEK293, 3) K562, 4) ThP-1, 5) rat PC-12, 6) mouse intestine and 7) mouse RAW264.7 lysate with IL2RB antibody. Expected molecular weight ~61 kDa (unmodified), 70-75 kDa (glycosylated).



Flow cytometry testing of human U-2 OS cells with IL2RB antibody at 1ug/million cells (blocked with goat sera); Red=cells alone, Green=isotype control, Blue= IL2RB antibody.

## Description

Receptor for interleukin-2. This beta subunit is involved in receptor mediated endocytosis and transduces the mitogenic signals of IL2. Probably in association with IL15RA, involved in the stimulation of neutrophil phagocytosis by IL15.

[UniProt]

## Application Notes

Optimal dilution of the IL2RB antibody should be determined by the researcher.

## Immunogen

A human recombinant partial protein (amino acids R268-V551) was used as the immunogen for the IL2RB antibody.

## Storage

After reconstitution, the IL2RB antibody can be stored for up to one month at 4°C. For long-term, aliquot and store at -20°C. Avoid repeated freezing and thawing.

