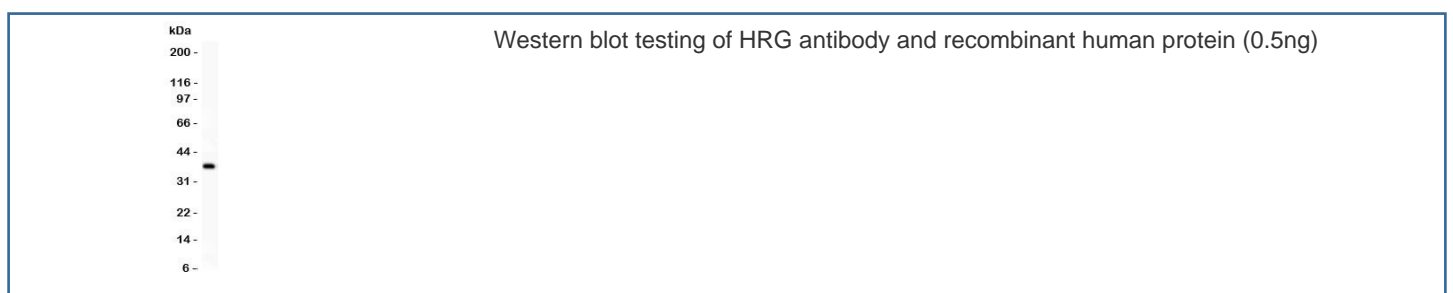
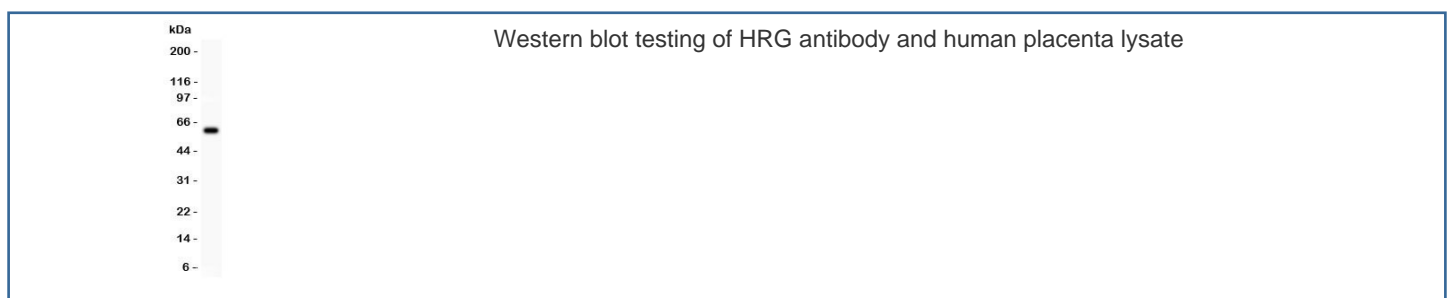


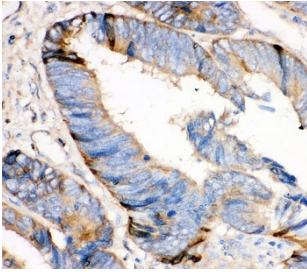
HRG Antibody (R31633)

Catalog No.	Formulation	Size
R31633	0.5mg/ml if reconstituted with 0.2ml sterile DI water	100 ug

[Bulk quote request](#)

Availability	1-3 business days
Species Reactivity	Human
Format	Antigen affinity purified
Host	Rabbit
Clonality	Polyclonal (rabbit origin)
Isotype	Rabbit IgG
Purity	Antigen affinity
Buffer	Lyophilized from 1X PBS with 2.5% BSA and 0.025% sodium azide
Gene ID	3273
Applications	Western Blot : 0.5-1ug/ml IHC (FFPE) : 0.5-1ug/ml
Limitations	This HRG antibody is available for research use only.





IHC-P: HRG antibody testing of human intestinal cancer tissue

Description

Histidine-rich glycoprotein is a protein that in humans is encoded by the HRG gene. It is mapped to 3q27.3. HRG contains two cystatin-like domains and is located in plasma and platelets. The protein can bind heme, dyes and divalent metal ions. It also can inhibit rosette formation and interacts with heparin, thrombospondin and plasminogen. Two of the proteins effects, the inhibition of fibrinolysis and the reduction of inhibition of coagulation, indicate a potential prothrombotic effect. Mutations in this gene lead to thrombophilia due to abnormal histidine-rich glycoprotein levels. HRG is thought to have multiple roles as a protein in the human blood, including roles in immunity, angiogenesis and coagulation.

Application Notes

The stated application concentrations are suggested starting amounts. Titration of the HRG antibody may be required due to differences in protocols and secondary/substrate sensitivity.

Immunogen

Human partial recombinant protein (AA 19-200) was used as the immunogen for this HRG antibody.

Storage

After reconstitution, the HRG antibody can be stored for up to one month at 4oC. For long-term, aliquot and store at -20oC. Avoid repeated freezing and thawing.