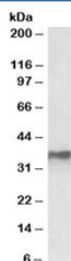


HNRNPA2B1 Antibody (R33656)

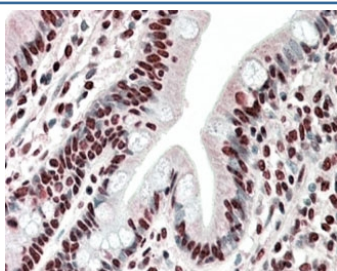
Catalog No.	Formulation	Size
R33656-100UG	0.5 mg/ml in 1X TBS, pH7.3, with 0.5% BSA (US sourced) and 0.02% sodium azide	100 ug

[Bulk quote request](#)

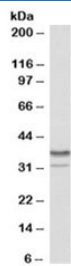
Availability	1-3 business days
Species Reactivity	Human, Mouse
Predicted Reactivity	Cow, Dog, Pig, Rat
Format	Antigen affinity purified
Clonality	Polyclonal (goat origin)
Isotype	Goat Ig
Purity	Antigen affinity
Gene ID	3181
Applications	Western Blot : 0.5-1ug/ml Immunohistochemistry (FFPE) : 5-10ug/ml ELISA (peptide) LOD : 1:64000
Limitations	This HNRNPA2B1 antibody is available for research use only.



Western blot testing of MCF7 lysate with HNRNPA2B1 antibody at 0.3ug/ml. Predicted molecular weight: ~36kDa.



IHC staining of FFPE human small intestine with HNRNPA2B1 antibody at 5ug/ml. HIER: steamed with pH6 citrate buffer, AP-staining.



Western blot of NIH3T3 nuclear lysate with HNRNPA2B1 antibody at 0.01ug/ml.
Predicted molecular weight: ~36kDa.

Description

Additional name(s) for this target protein: Heterogeneous nuclear ribonucleoprotein A2/B1

Application Notes

Optimal dilution of the HNRNPA2B1 antibody should be determined by the researcher.

Immunogen

Amino acids DTIEIITDRQS were used as the immunogen for this HNRNPA2B1 antibody.

Storage

Aliquot and store the HNRNPA2B1 antibody at -20oC.