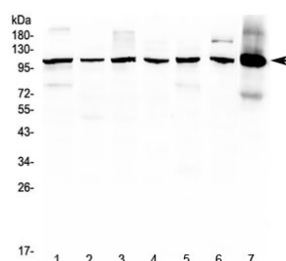


HDAC4 Antibody (R32738)

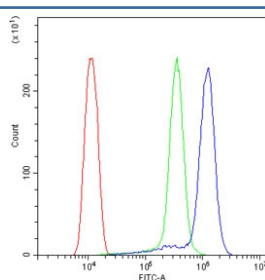
Catalog No.	Formulation	Size
R32738	0.5mg/ml if reconstituted with 0.2ml sterile DI water	100 ug

Bulk quote request

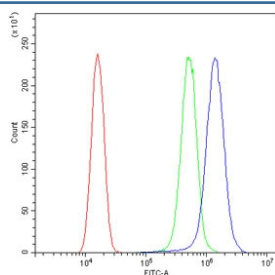
Availability	1-3 business days
Species Reactivity	Human, Mouse, Rat
Format	Antigen affinity purified
Host	Rabbit
Clonality	Polyclonal (rabbit origin)
Isotype	Rabbit IgG
Purity	Antigen affinity
Buffer	Lyophilized from 1X PBS with 2.5% BSA, 0.025% sodium azide
UniProt	P56524
Applications	Western Blot : 0.5-1ug/ml Flow Cytometry : 1-3ug/million cells
Limitations	This HDAC4 antibody is available for research use only.



Western blot testing of 1) rat brain, 2) rat lung, 3) rat testis, 4) mouse lung, 5) mouse brain, 6) mouse testis and 7) human HepG2 lysate with HDAC4 antibody at 0.5ug/ml. Expected molecular weight: ~140 kDa (full length), ~95 kDa (truncated).



Flow cytometry testing of human ThP-1 cells with HDAC4 antibody at 1ug/10⁶ cells (blocked with goat sera); Red=cells alone, Green=isotype control, Blue= HDAC4 antibody.



Flow cytometry testing of human SiHa cells with HDAC4 antibody at 1ug/10⁶ cells (blocked with goat sera); Red=cells alone, Green=isotype control, Blue= HDAC4 antibody.

Description

Histone deacetylase 4, also known as HDAC4, is a protein that in humans is encoded by the HDAC4 gene. It is mapped to 2q37.3. Histones play a critical role in transcriptional regulation, cell cycle progression, and developmental events. Histone acetylation/deacetylation alters chromosome structure and affects transcription factor access to DNA. The protein encoded by this gene belongs to class II of the histone deacetylase/acuc/apha family. It possesses histone deacetylase activity and represses transcription when tethered to a promoter. This protein does not bind DNA directly, but through transcription factors MEF2C and MEF2D. It seems to interact in a multiprotein complex with RbAp48 and HDAC3.

Application Notes

Optimal dilution of the HDAC4 antibody should be determined by the researcher.

Immunogen

Amino acids Q4-Q213 from the human protein were used as the immunogen for the HDAC4 antibody.

Storage

After reconstitution, the HDAC4 antibody can be stored for up to one month at 4oC. For long-term, aliquot and store at -20oC. Avoid repeated freezing and thawing.