


DLK2 Antibody (F51483)

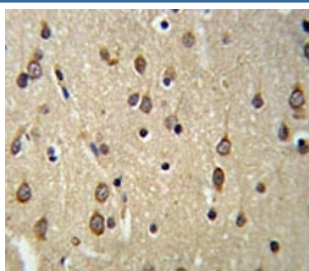
Catalog No.	Formulation	Size
F51483-0.4ML	In 1X PBS, pH 7.4, with 0.09% sodium azide	0.4 ml
F51483-0.08ML	In 1X PBS, pH 7.4, with 0.09% sodium azide	0.08 ml

[Bulk quote request](#)

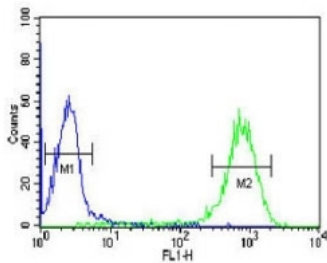
Availability	1-3 business days
Species Reactivity	Human
Format	Antigen affinity purified
Clonality	Polyclonal (rabbit origin)
Isotype	Rabbit Ig
Purity	Antigen affinity
UniProt	Q6UY11
Applications	Western Blot : 1:1000 IHC (Paraffin) : 1:50-1:100 Flow Cytometry : 1:10-1:50
Limitations	This DLK2 antibody is available for research use only.



Western blot analysis of DLK2 antibody and HL-60 lysate. Predicted molecular weight: 40/21 kDa (isoform 1/2).



DLK2 antibody IHC analysis in formalin fixed and paraffin embedded brain tissue.



DLK2 antibody intracellular flow cytometric analysis of HL-60 cells (green) compared to a [negative control](#) (blue). FITC-conjugated goat-anti-rabbit secondary Ab was used for the analysis.

Description

DLK2 (Delta like protein 2) affects adipogenesis of 3T3-L1 preadipocytes and mesenchymal C3H10T1/2 cells suggesting a role as a regulator of adipogenesis.

Application Notes

Titration of the DLK2 antibody may be required due to differences in protocols and secondary/substrate sensitivity.

Immunogen

A portion of amino acids 353-380 from the human protein was used as the immunogen for this DLK2 antibody.

Storage

Aliquot the DLK2 antibody and store frozen at -20oC or colder. Avoid repeated freeze-thaw cycles.