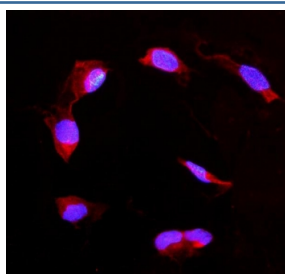


DDAH2 Antibody (R32438)

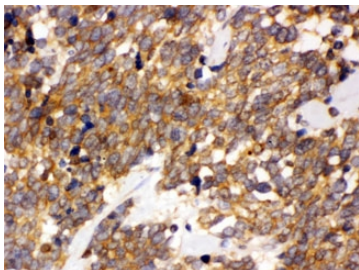
Catalog No.	Formulation	Size
R32438	0.5mg/ml if reconstituted with 0.2ml sterile DI water	100 ug

Bulk quote request

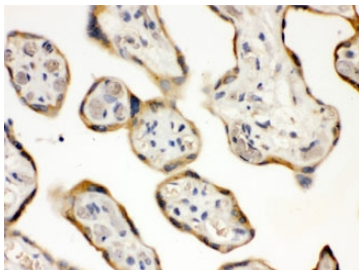
Availability	1-3 business days
Species Reactivity	Human, Mouse, Rat
Format	Antigen affinity purified
Host	Rabbit
Clonality	Polyclonal (rabbit origin)
Isotype	Rabbit IgG
Purity	Antigen affinity
Buffer	Lyophilized from 1X PBS with 2.5% BSA and 0.025% sodium azide
UniProt	O95865
Localization	Cytoplasmic, membranous
Applications	Western Blot : 0.5-1ug/ml Immunohistochemistry (FFPE) : 1-2ug/ml Immunofluorescence (FFPE) : 2-4ug/ml Flow Cytometry : 1-3ug/million cells
Limitations	This DDAH2 antibody is available for research use only.



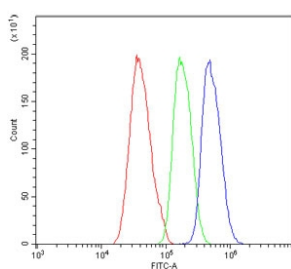
Immunofluorescent staining of FFPE human U-2 OS cells with DDAH2 antibody (red) and DAPI nuclear stain (blue). HIER: steam section in pH6 citrate buffer for 20 min.



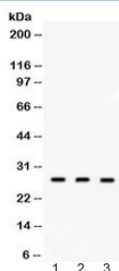
IHC testing of FFPE human lung cancer tissue with DDAH2 antibody at 1ug/ml. HIER: steam in pH6 citrate buffer and allow to cool prior to staining.



IHC testing of FFPE human placenta with DDAH2 antibody at 1ug/ml. HIER: steam in pH6 citrate buffer and allow to cool prior to staining.



Flow cytometry testing of human Caco-2 cells with DDAH2 antibody at 1ug/million cells (blocked with goat sera); Red=cells alone, Green=isotype control, Blue= DDAH2 antibody.



Western blot testing of 1) rat lung, 2) mouse lung and 3) human placenta lysate with DDAH2 antibody at 0.5ug/ml. Expected molecular weight ~29 kDa.

Description

DDAH2 is known as dimethylarginine dimethylaminohydrolase 2 which is mapped to 6p21.3 by radiation hybrid and FISH analysis. This gene encodes a dimethylarginine dimethylaminohydrolase. DDAH2 functions in nitric oxide generation by regulating the cellular concentrations of methylarginines, which in turn inhibit nitric oxide synthase activity. The protein may be localized to the mitochondria. Alternative splicing resulting in multiple transcript variants.

Application Notes

Optimal dilution of the DDAH2 antibody should be determined by the researcher.

Immunogen

Amino acids DAAQKAVRAMAVLTDHPYASLTLPDDAAADCLFLR were used as the immunogen for the DDAH2 antibody.

Storage

Prior to reconstitution, store at 4oC. After reconstitution, the DDAH2 antibody can be stored for up to one month at 4oC. For long-term, aliquot and store at -20oC. Avoid repeated freezing and thawing.

