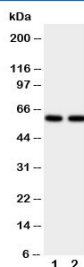


## CYP11A1 Antibody (R30784)

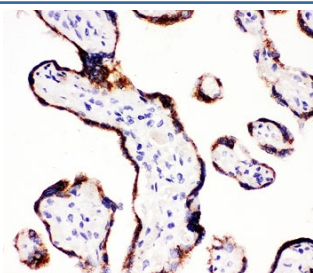
Catalog No.	Formulation	Size
R30784	0.5mg/ml if reconstituted with 0.2ml sterile DI water	100 ug

**Bulk quote request**

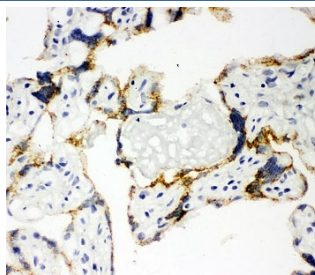
<b>Availability</b>	1-3 business days
<b>Species Reactivity</b>	Human
<b>Format</b>	Antigen affinity purified
<b>Host</b>	Rabbit
<b>Clonality</b>	Polyclonal (rabbit origin)
<b>Isotype</b>	Rabbit IgG
<b>Purity</b>	Antigen affinity
<b>Buffer</b>	Lyophilized from 1X PBS with 2.5% BSA and 0.025% sodium azide/thimerosal
<b>UniProt</b>	P05108
<b>Applications</b>	Western Blot : 0.5-1ug/ml IHC (FFPE) : 0.5-1ug/ml IHC (Frozen) : 0.5-1ug/ml
<b>Limitations</b>	This CYP11A1 antibody is available for research use only.



Western blot testing of CYP11A1 antibody and human placenta tissue lysate. Expected molecular weight: 50-60 kDa.



IHC-P: CYP11A1 antibody testing of human placenta tissue



IHC-F: human placenta tissue

## Description

Cytochrome p450, family 11, subfamily A, polypeptide 1), also called P450SCC, P450C11A1 or CYP11A, is a mitochondrial enzyme associated with the conversion of cholesterol to pregnenolone. CYP11A1 is a member of the cytochrome P450 superfamily of enzymes. The gene is mapped on 15q24.1. Expression of the CYP11A1 gene may play a role in skin physiology and pathology and that cutaneous proopiomelanocortin activity may be autoregulated by a feedback mechanism involving glucocorticoids synthesized locally by Slominski et al. Using in vitro studies, CYP11A1 catalyzed the side-chain cleavage of 7-dehydrocholesterol to form 7-dehydropregnenolone. In addition, it catalyzed the metabolism of biologically inert vitamin D<sub>3</sub>, which is formed from 7-dehydrocholesterol, to form 2 hydroxylated products, 20-hydroxyvitamin D<sub>3</sub> and 20, 22-dihydroxyvitamin D<sub>3</sub>. Mutations in the gene cause congenital adrenal insufficiency with partial or complete 46, XY sex reversal.

## Application Notes

The stated application concentrations are suggested starting amounts. Titration of the CYP11A1 antibody may be required due to differences in protocols and secondary/substrate sensitivity.

## Immunogen

An amino acid sequence from the C-terminus of human CYP11A1 (ISFTFWPFNQEATQQ) was used as the immunogen for this CYP11A1 antibody.

## Storage

After reconstitution, the CYP11A1 antibody can be stored for up to one month at 4°C. For long-term, aliquot and store at -20°C. Avoid repeated freezing and thawing.