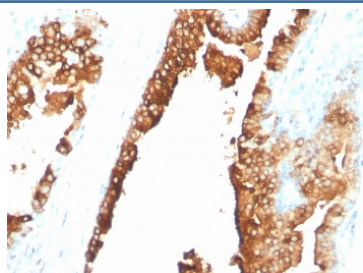


CDw75 Antibody [clone ZB55] (V8079)

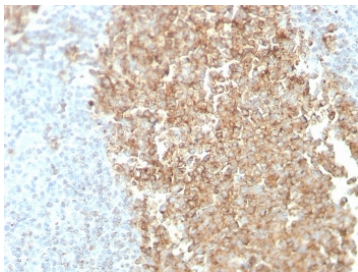
Catalog No.	Formulation	Size
V8079-100UG	0.2 mg/ml in 1X PBS with 0.1 mg/ml BSA (US sourced) and 0.05% sodium azide	100 ug
V8079-20UG	0.2 mg/ml in 1X PBS with 0.1 mg/ml BSA (US sourced) and 0.05% sodium azide	20 ug
V8079SAF-100UG	1 mg/ml in 1X PBS; BSA free, sodium azide free	100 ug

[Bulk quote request](#)

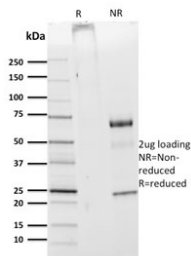
Availability	1-3 business days
Species Reactivity	Human
Format	Purified
Host	Mouse
Clonality	Monoclonal (mouse origin)
Isotype	Mouse IgM, kappa
Clone Name	ZB55
Purity	PEG precipitation
UniProt	P15907
Localization	Cell surface, cytoplasmic
Applications	Flow Cytometry : 1-2ug/10 ⁶ cells in 0.1ml Immunofluorescence : 1-2ug/ml Immunohistochemistry (FFPE) : 1-2ug/ml
Limitations	This CDw75 antibody is available for research use only.



IHC staining of FFPE human spleen with CDw75 antibody (clone ZB55). HIER: boil tissue sections in pH 9 10mM Tris with 1mM EDTA for 20 min and allow to cool before testing.



IHC staining of FFPE human spleen with CDw75 antibody (clone ZB55). HIER: boil tissue sections in pH 9 10mM Tris with 1mM EDTA for 20 min and allow to cool before testing.



SDS-PAGE analysis of purified, BSA-free CDw75 antibody (clone ZB55) as confirmation of integrity and purity.

Description

Recognizes a neuraminidase-sensitive sialoprotein (CDw75), present on cell membrane and cytoplasm of germinal center B-cells and derived lymphomas. This MAb reacts with RBC precursors of bone marrow, ductal and ciliated epithelial cells of kidney, breast, prostate, pancreas, lung, and with glioblastomas, astrocytomas, and Reed Sternberg cells in lymphocyte predominant Hodgkin s disease. It is shown to be a helpful antibody for ascribing a B-cell phenotype in known lymphoid tissues.

Application Notes

Optimal dilution of the CDw75 antibody should be determined by the researcher.

Immunogen

A CD32 peptide was used as the immunogen for this CDw75 antibody.

Storage

Store the CDw75 antibody at 2-8oC (with azide) or aliquot and store at -20oC or colder (without azide).