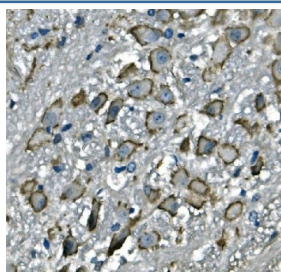


Cd97 Antibody (RQ6243)

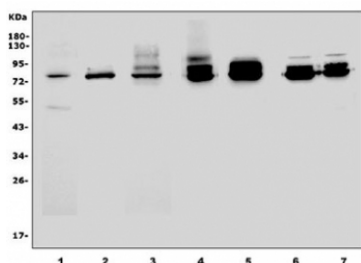
Catalog No.	Formulation	Size
RQ6243	0.5mg/ml if reconstituted with 0.2ml sterile DI water	100 ug

Bulk quote request

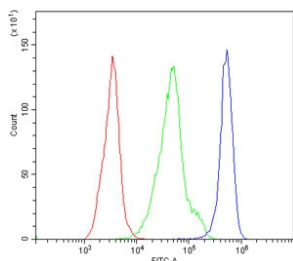
Availability	1-3 business days
Species Reactivity	Mouse, Rat
Format	Antigen affinity purified
Host	Rabbit
Clonality	Polyclonal (rabbit origin)
Isotype	Rabbit IgG
Purity	Affinity purified
Buffer	Lyophilized from 1X PBS with 2% Trehalose
UniProt	Q9Z0M6
Applications	Western Blot : 1-2ug/ml Immunohistochemistry (FFPE) : 2-5ug/ml Flow Cytometry : 1-3ug/million cells Direct ELISA : 0.1-0.5ug/ml
Limitations	This Cd97 antibody is available for research use only.



IHC staining of FFPE mouse brain with Cd97 antibody. HIER: boil tissue sections in pH8 EDTA for 20 min and allow to cool before testing.



Western blot testing of 1) rat spleen, 2) rat lung and mouse 3) spleen, 4) lung, 5) NIH 3T3, 6) RAW264.7 and 7) ANA-1 cell lysate with Cd97 antibody. Expected molecular weight: 75-90 kDa depending on glycosylation level.



Flow cytometry testing of mouse PBM cells with Cd97 antibody at 1ug/million cells (blocked with goat sera); Red=cells alone, Green=isotype control, Blue= Cd97 antibody.

Description

Cluster of differentiation 97 is a protein also known as BL-Ac[F2] encoded by the ADGRE5 gene. This gene encodes a member of the EGF-TM7 subfamily of adhesion G protein-coupled receptors, which mediate cell-cell interactions. These proteins are cleaved by self-catalytic proteolysis into a large extracellular subunit and seven-span transmembrane subunit, which associate at the cell surface as a receptor complex. The encoded protein may play a role in cell adhesion as well as leukocyte recruitment, activation and migration, and contains multiple extracellular EGF-like repeats which mediate binding to chondroitin sulfate and the cell surface complement regulatory protein CD55. Expression of this gene may play a role in the progression of several types of cancer. Alternatively spliced transcript variants encoding multiple isoforms with 3 to 5 EGF-like repeats have been observed for this gene. This gene is found in a cluster with other EGF-TM7 genes on the short arm of chromosome 19.

Application Notes

Optimal dilution of the Cd97 antibody should be determined by the researcher.

Immunogen

A mouse recombinant partial protein (amino acids Q287-S816) was used as the immunogen for the Cd97 antibody.

Storage

After reconstitution, the Cd97 antibody can be stored for up to one month at 4oC. For long-term, aliquot and store at -20oC. Avoid repeated freezing and thawing.