


CD55 Antibody (F44173)

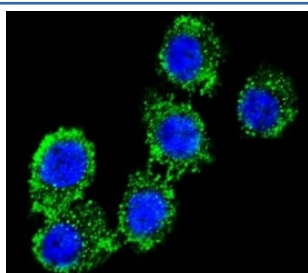
Catalog No.	Formulation	Size
F44173-0.4ML	In 1X PBS, pH 7.4, with 0.09% sodium azide	0.4 ml
F44173-0.08ML	In 1X PBS, pH 7.4, with 0.09% sodium azide	0.08 ml

[Bulk quote request](#)

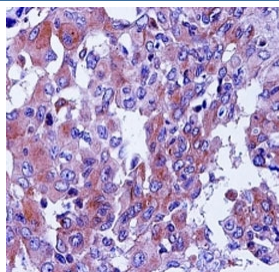
Availability	1-3 business days
Species Reactivity	Human
Format	Antigen affinity purified
Clonality	Polyclonal (rabbit origin)
Isotype	Rabbit Ig
Purity	Antigen affinity
UniProt	P08174
Applications	Western Blot : 1:1000 Immunofluorescence : 1:10-1:50 IHC (Paraffin) : 1:10-1:50 Flow Cytometry : 1:10-1:50
Limitations	This CD55 antibody is available for research use only.



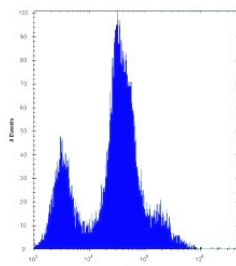
CD55 antibody western blot analysis in HeLa lysate. Observed molecular weight: 41~70 kDa.




Confocal immunofluorescent analysis of CD55 antibody with HeLa cells followed by Alexa Fluor 488-conjugated goat anti-rabbit IgG (green). DAPI was used as a nuclear counterstain (blue).



CD55 antibody immunohistochemistry analysis in formalin fixed and paraffin embedded human lung adenocarcinoma.



CD55 antibody flow cytometric analysis of HeLa cells (right histogram) compared to a [negative control](#) (left histogram). FITC-conjugated goat-anti-rabbit secondary Ab was used for the analysis.



Western blot testing of human 1) HeLa, 2) MDA-MB-231 and 3) A431 cell lysate with CD55 antibody. Observed molecular weight: 41~70 kDa depending on glycosylation level.

Description

This gene encodes a protein involved in the regulation of the complement cascade. The encoded glycoprotein is also known as the decay-accelerating factor (DAF); binding of DAF to complement proteins accelerates their decay, disrupting the cascade and preventing damage to host cells. Antigens present on the DAF glycoprotein constitute the Cromer blood group system (CROM). Two alternatively spliced transcripts encoding different proteins have been identified. The predominant transcript encodes a membrane-bound protein expressed on cells exposed to plasma component proteins but an alternatively spliced transcript produces a soluble protein present at much lower levels. Additional, alternatively spliced transcript variants have been described, but their biological validity has not been determined. [provided by RefSeq].

Application Notes

Titration of the CD55 antibody may be required due to differences in protocols and secondary/substrate sensitivity.

Immunogen

A portion of amino acids 51-79 from the human protein was used as the immunogen for this CD55 antibody.

Storage

Aliquot the CD55 antibody and store frozen at -20oC or colder. Avoid repeated freeze-thaw cycles.

