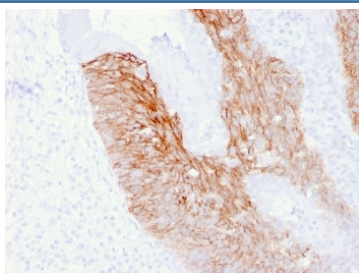


CD44v6 Antibody [clone 2F10] (V3774)

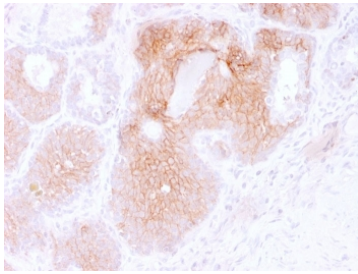
Catalog No.	Formulation	Size
V3774-100UG	0.2 mg/ml in 1X PBS with 0.1 mg/ml BSA (US sourced) and 0.05% sodium azide	100 ug
V3774-20UG	0.2 mg/ml in 1X PBS with 0.1 mg/ml BSA (US sourced) and 0.05% sodium azide	20 ug
V3774SAF-100UG	1 mg/ml in 1X PBS; BSA free, sodium azide free	100 ug

[Bulk quote request](#)


Availability	1-3 business days
Species Reactivity	Human
Format	Purified
Host	Mouse
Clonality	Monoclonal (mouse origin)
Isotype	Mouse IgG1, kappa
Clone Name	2F10
Purity	Protein G affinity chromatography
UniProt	P16070
Localization	Cell surface, cytoplasmic
Applications	Immunohistochemistry (FFPE) : 1-2ug/ml
Limitations	This CD44v6 antibody is available for research use only.



IHC staining of FFPE human cervix carcinoma with CD44v6 antibody (clone 2F10).
HIER: boil tissue sections in pH 9 10mM Tris with 1mM EDTA for 20 min and allow to cool before testing.



IHC staining of FFPE human prostate carcinoma with CD44v6 antibody (clone 2F10).
HIER: boil tissue sections in pH 9 10mM Tris with 1mM EDTA for 20 min and allow to cool before testing.



SDS-PAGE analysis of purified, BSA-free CD44v6 antibody (clone 2F10) as confirmation of integrity and purity.

Description

This antibody recognizes an epitope encoded by exon v6 on the variant portion of human CD44. The CD44 molecule belongs to a family of cellular adhesion molecules found on a wide range of normal and malignant cells in epithelial, mesothelial and hemopoiesis tissues. CD44 is a single gene with 20 exons, of which 10 are normally expressed to encode the basic CD44 (H-CAM) molecule. The additional 10 exons (v1 to v10) are only expressed by alternative splicing of the nuclear RNA. The expression of specific cell adhesion molecule CD44 splice variants has been reported to be associated with metastasis in certain human malignancies.

Application Notes

Titering of the CD44v6 antibody may be required for optimal performance.

Immunogen

An amino acid sequence from the variant 6 domain of CD44 was used as the immunogen for the CD44v6 antibody.

Storage

Store the CD44v6 antibody at 2-8°C (with azide) or aliquot and store at -20°C or colder (without azide).