


BMP Antibody (R33657)


Catalog No.	Formulation	Size
R33657-100UG	0.5 mg/ml in 1X TBS, pH7.3, with 0.5% BSA (US sourced) and 0.02% sodium azide	100 ug

[Bulk quote request](#)


Availability	1-3 business days
Species Reactivity	Human, Mouse, Rat
Predicted Reactivity	Dog, Pig, Cow
Format	Antigen affinity purified
Clonality	Polyclonal (goat origin)
Isotype	Goat Ig
Purity	Antigen affinity
Gene ID	649
Applications	Western Blot : 1-3ug/ml ELISA (peptide) LOD : 1:128000
Limitations	This BMP antibody is available for research use only.



Western blot testing of human heart [A] and kidney [B] lysates with BMP antibody at 1ug/ml. Predicted molecular weight: ~111 kDa.



Western blot testing of mouse NIH3T3 cell lysate with BMP antibody at 2ug/ml. Predicted molecular weight: ~111 kDa.



Western blot testing of rat heart lysate with BMP antibody at 2ug/ml. Predicted molecular weight: ~111 kDa.

Description

Additional name(s) for this target protein: Bone morphogenetic protein 1

Application Notes

Optimal dilution of the BMP antibody should be determined by the researcher.

Immunogen

Amino acids DTIVPKYEVNGVK were used as the immunogen for this BMP antibody.

Storage

Aliquot and store the BMP antibody at -20oC.