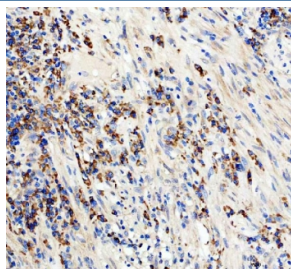


Anti-CD19 Antibody (R31973)

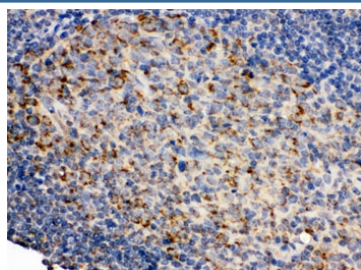
Catalog No.	Formulation	Size
R31973	0.5mg/ml if reconstituted with 0.2ml sterile DI water	100 ug

Bulk quote request

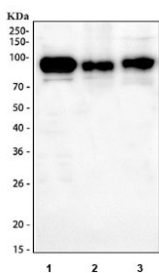
Availability	1-3 business days
Species Reactivity	Human
Format	Antigen affinity purified
Host	Rabbit
Clonality	Polyclonal (rabbit origin)
Isotype	Rabbit IgG
Purity	Antigen affinity
Buffer	Lyophilized from 1X PBS with 2% Trehalose
UniProt	P15391
Localization	Cell surface, cytoplasmic
Applications	Western Blot : 0.5-1ug/ml Immunohistochemistry (FFPE) : 2-5ug/ml
Limitations	This anti-CD19 antibody is available for research use only.



IHC staining of FFPE human appendix tissue with anti-CD19 antibody. HIER: boil tissue sections in pH8 EDTA for 20 min and allow to cool before testing.



IHC testing of FFPE human tonsil with anti-CD19 antibody. HIER: Boil the paraffin sections in pH 6, 10mM citrate buffer for 20 minutes and allow to cool prior to staining.



Western blot testing of human 1) Raji, 2) Ramos and 3) Daudi cell lysate with anti-CD19 antibody. Expected molecular weight: 60~100 kDa depending on glycosylation level.

Description

B-lymphocyte antigen CD19, also known as CD19 (Cluster of Differentiation 19), is a protein that in humans is encoded by the CD19 gene. It is found on the surface of B-cells, a type of white blood cell. Lymphocytes proliferate and differentiate in response to various concentrations of different antigens. The ability of the B cell to respond in a specific, yet sensitive manner to the various antigens is achieved with the use of low-affinity antigen receptors. The CD19 gene encodes a cell surface molecule that assembles with the antigen receptor of B lymphocytes in order to decrease the threshold for antigen receptor-dependent stimulation.

Application Notes

Optimal dilution of the anti-CD19 antibody should be determined by the researcher.

Immunogen

Amino acids LVGILHLQRALVLRKRKRMTDPTTRFFKVT of human CD19 were used as the immunogen for the anti-CD19 antibody.

Storage

After reconstitution, the anti-CD19 antibody can be stored for up to one month at 4°C. For long-term, aliquot and store at -20°C. Avoid repeated freezing and thawing.