

## Angiostatin K1-3 Antibody (R30129)

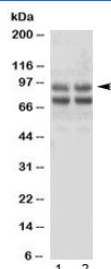
Catalog No.	Formulation	Size
R30129	0.5mg/ml if reconstituted with 0.2ml sterile DI water	100 ug



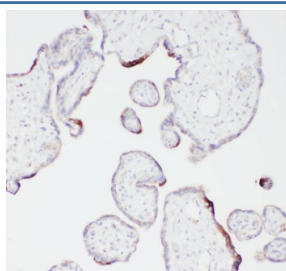
Citations (2)

[Bulk quote request](#)

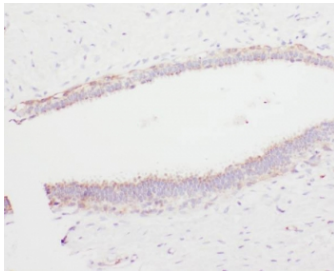
Availability	1-3 business days
Species Reactivity	Human
Format	Antigen affinity purified
Host	Rabbit
Clonality	Polyclonal (rabbit origin)
Isotype	Rabbit IgG
Purity	Antigen affinity
Buffer	Lyophilized from 1X PBS with 0.025% sodium azide
UniProt	P00747
Applications	Western Blot : 0.5-1ug/ml IHC (FFPE) : 0.5-1ug/ml ELISA : 0.1-0.5ug/ml (human protein tested)
Limitations	This Angiostatin K1-3 antibody is available for research use only.



Western blot testing of human 1) SMMC-7721 and 2) HepG2 cell lysate with Angiostatin K1-3 antibody. Expected molecular weight of Plasminogen: 90-95 kDa.



IHC staining of FFPE human placenta with Angiostatin K1-3 antibody. HIER: boil tissue sections in pH6, 10mM citrate buffer, for 20 min and allow to cool before testing.



IHC staining of FFPE human breast cancer with Angiostatin K1-3 antibody. HIER: boil tissue sections in pH6, 10mM citrate buffer, for 20 min and allow to cool before testing.

## Description

Ang K1-3 is a proteolytic fragment of Plasminogen. It is a single, non-glycosylated polypeptide chain containing 259 amino acids. It represents a proteolytic fragment of plasminogen containing the first three kringle structures. Ang K1-3 reduces endothelial cell proliferation and acts as a potent inhibitor of angiogenesis and tumor growth. It displays increased inhibitory activity (ED<sub>50</sub>=70nM) relative to kringles 1-4 (ED<sub>50</sub> = 135nM).

## Application Notes

The stated application concentrations are suggested starting amounts. Titration of the Angiostatin K1-3 antibody may be required due to differences in protocols and secondary/substrate sensitivity.

## Immunogen

Human partial recombinant protein (AA 103-352) was used as the immunogen for this Angiostatin K1-3 antibody.

## Storage

After reconstitution, the Angiostatin K1-3 antibody can be stored for up to one month at 4°C. For long-term, aliquot and store at -20°C. Avoid repeated freezing and thawing.