


ADAM17 Antibody (R34736)


Catalog No.	Formulation	Size
R34736-100UG	0.5 mg/ml in 1X TBS, pH7.3, with 0.5% BSA (US sourced) and 0.02% sodium azide	100 ug

[Bulk quote request](#)

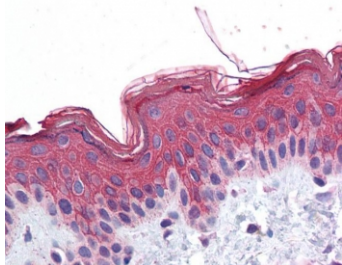
Availability	1-3 business days
Species Reactivity	Human
Predicted Reactivity	Mouse, Rat
Format	Antigen affinity purified
Clonality	Polyclonal (goat origin)
Isotype	Goat Ig
Purity	Antigen affinity
Gene ID	6868
Localization	Cytoplasmic, membranous
Applications	Western Blot 0.2-1ug/ml : IHC (FFPE) : 3-6ug/ml ELISA (peptide) LOD : 1:128000
Limitations	This ADAM17 antibody is available for research use only.



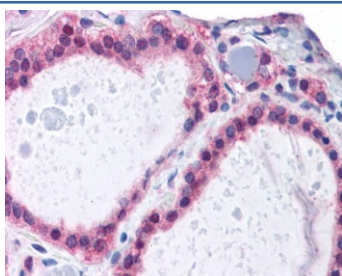
Western blot testing of Daudi (A), Jurkat (B) and HeLa (C) lysates with ADAM17 antibody at 0.3ug/ml. Expected molecular weight: 80-130 kDa depending on level of glycosylation



Western blot testing of human testis lysate with ADAM17 antibody at 0.2ug/ml. Expected size: 80-130 kDa depending on level of glycosylation



IHC testing of FFPE human skin with ADAM17 antibody at 3.75ug/ml. HIER: steamed antigen retrieval with pH6 citrate buffer; AP-staining.



IHC testing of FFPE human thyroid tissue with ADAM17 antibody at 3.75ug/ml. HIER: steamed antigen retrieval with pH6 citrate buffer; AP-staining.

Description

Additional name(s) for this target protein: A disintegrin and metalloproteinase domain 17, TACE

Application Notes

Optimal dilution of the ADAM17 antibody should be determined by the researcher.

1. This ADAM17 antibody will detect isoforms 1 and 2.

Immunogen

Amino acids LQRQNRVDSKETEC were used as the immunogen for this ADAM17 antibody.

Storage

Aliquot and store the ADAM17 antibody at -20oC.

